

# The CEDRA Corporation's COMMAND OF THE MONTH


A monthly information bulletin

October 2009

FEATURED COMMAND

ArcGIS Server

Edit Features & Map Tips



## Application Description

Over the last two months we have discussed the CEDRA [Identify], [BufferP], and [BufferF] tools for ArcGIS Server which provide the user the ability to:


- identify a feature, with or without related data,
- select features within a circular buffer about a point and
- select features within a buffer about a selected feature, respectively,


Continuing with the ArcGIS Server theme, this month we would like to discuss the application of editing and displaying feature attributes.


The basis for this application is to simulate the functionality offered in the CEDRA-DataEditor software, which has been discussed in the **November 2007** and **February 2005** issues of Command of the Month.

## The CEDRA Solution

To address this application, The CEDRA Corporation has developed three custom tools:

[EditFeat], , which enables the user to display and edit specific attributes associated with a feature,

[Reload], , which loads the contents of the Theme Attribute Data File into the current session and

[MapTips], , which displays specific attributes of a selected feature in an information message box.

Like the [Identify], [BufferP] and [BufferF] tools discussed in the last two issues, the [EditFeat], [Reload] and [MapTips] tools can be added to any existing Web Application, whose application code is VB.NET based, using the Microsoft Notepad program. In so doing, the user is able to customize a Web Application without having to use an IDE, such as Microsoft Visual Studio.

## Modifying the Web Application

Building upon the application developed in the **September 2009** issue of Command of the Month, we will add the [EditFeat], [Reload] and [MapTips] tools to the Test4 application .

### Command Of The Month bulletin

*This month's issue discusses how custom tools which display and edit specific feature attributes can be added to an ArcGIS Server Web based application.*

The same approach discussed in last month's issue will be used to add the above mentioned three tools. That is to say, Notepad will be used to modify two existing files, while new files will be added to the App\_Code and Images folders.

## CEDRA DataEditor Tools Overview

The CEDRA-DataEditor tools developed for ArcGIS Server operate on the same premise as the desktop version of the software. That is, the user estab-

lishes a Theme Attribute Data File, which is called **themes.txt**, that contains the layers and the attributes that are to appear in a multi-input dialog box. As a matter of fact, the desktop version of the **themes.txt** file is identical to that for ArcGIS Server.

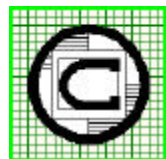
Using the information in this file, the tools will extract the appropriate information for a feature and build a dialog box, on the fly, to contain this information as per the user's specifications.

## Implementing the CEDRA DataEditor Tools

The following steps describe how the DataEditor tools can be incorporated into the Test4 Web Application discussed in last month's issue.

- Copy the following files into the App\_Code folder.
  - DatCalcValue.vb
  - DatLoadAttributes.vb
  - DatMapTips.vb
  - DatModAttributes.vb
  - DatRemoveDQ.vb
  - DatStoreFeature.vb
  - AvenueWraps.vb
  - CEDRAGeometry.vb
- Copy the following files into the Images folder.
  - DATEDIT1.GIF
  - DATEDIT2.GIF
  - MapTip.GIF

The above three files are the icons for the [EditFeat], [Reload] and [MapTips] tools, respectively.



**The CEDRA Corporation**

**Total CADD for Engineers™  
Bridging Engineering and GIS™**

Copyright © 2009 The CEDRA Corporation. The CEDRA logos, CEDRA-AVseries, CEDRA-AVcad, CEDRA-AVcogo, CEDRA-AVparcel, CEDRA-AVland, CEDRA-AVsand, CEDRA-AVwater, CEDRA-DataEditor and CEDRA-DxfExport are trademarks of The CEDRA Corporation. ArcGIS Server, and ArcGIS are registered trademarks of Environmental Systems Research Institute, Inc. All World Rights Reserved.

Phone: 585-232-6998  
Fax: 585-262-2042

151 Sully's Trail - Suite 6  
Pittsford, New York 14534

E-mail: [cedra@cedra.com](mailto:cedra@cedra.com)  
URL: <http://www.cedra.com>

- Modify the Default.aspx.vb file, using Notepad, by adding Code Block A above the line:

```
End Class
```

This is the last line in the Default.aspx.vb file.

- Select the {File} [Save] command to save the modifications and then the {File} [Exit] command to exit Notepad.
- Modify the Default.aspx file, using Notepad, as shown in Code Block B. Specifically, modify the Width property value shown in Code Block B to be 500px. This property controls the width of the toolbar. As tools are added to the toolbar, if the width of the toolbar is not increased, the tools will begin to encroach on each other.

Furthermore, it is possible to control the default active tool on the toolbar via the CurrentTool property. For example the default active tool could be changed from MapPan to MapZoomIn, if so desired. The name that is used in the CurrentTool property is derived from the Name property as shown in Code Block C. That is, the name that appears in the <esri:Tool tag.

- Modify the Default.aspx file, using Notepad, as shown in Code Blocks C, D and E. The modification identified in Block C will be made towards the top of the Default.aspx file, while Code Block E will appear immediately below Code Block D, which goes just above the line:

```
</form>
```

The </form> line appears toward the very bottom of the Default.aspx file.

- Select the {File} [Save] command to save the modifications and then

the {File} [Exit] command to exit Notepad.

- Invoke ArcGIS Server Manager and log in.
- Click on the Applications tab and select the Web Applications menu item. A list of the published Web Applications should appear on the screen.
- Right-click on the Test4 application and select the Edit menu item from the pop-up menu list.
- A message box stating that the application has been modified external to Manager will appear. Click the Yes button to import the modified Web Application. If all goes well the Edit Web Application dialog box should appear.

If not, an error was detected in the Web Application and a message to that effect will be displayed. At this point exit Manager and check the modifications that were made to the files: Default.aspx and Default.aspx.vb.

- Click the **Finish** button to rebuild the application. Once the application has been rebuilt it should appear in the Web browser.

## Using the EditFeat Tool

The [EditFeat] tool operates on the basis that the user makes a pick in the map area, from which, the tool determines which feature is closest to the pick.


Once the feature has been found, the tool reviews the information in the Theme Attribute Data File searching for the name of the layer in which the selected feature resides.

If the layer name is not found, an error message to this effect is displayed. If the layer name is found, the tool displays a dialog box containing the attributes that are specified in the Theme Attribute Data File.

In determining which feature was selected, the tool searches the current active layer. Thus, the [Set Active Layer] tool must be selected prior to activating this tool.

Shown in Figure 1 is a dialog box built by the [EditFeat] tool using information that appears in the Theme Attribute Data File. Note that the dialog box can contain data field and drop-down lists.

To use this tool the user should perform the following:

- Select the [Set Active Layer] tool,  and pick the layer from the drop-

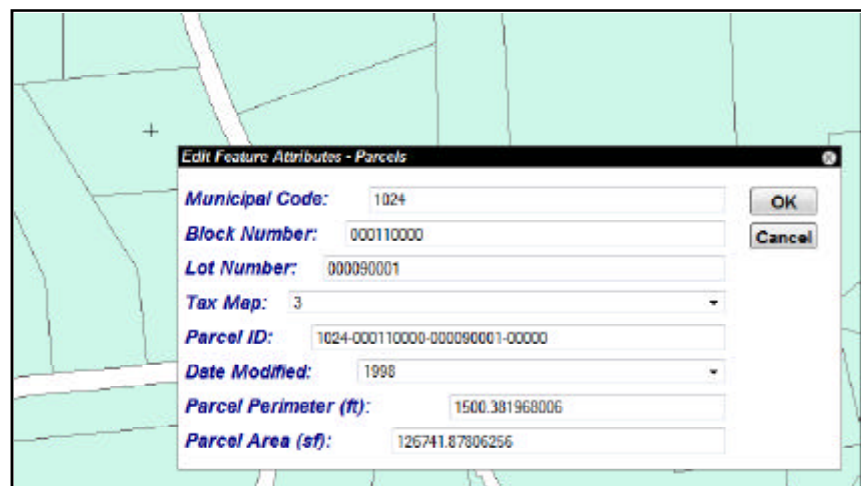




Figure 1 - EditFeat Tool Dialog Box

down list that is to serve as the current active layer.

2. Select the [Reload] tool, .
3. Select the [EditFeat] tool, .
4. Make a pick in the map area to select the desired feature.
- 5a. If a feature was not found, an appropriate error message will be displayed. Close the information box and repeat Step 4.
- 5b. If a feature was found that does not appear in the Theme Attribute Data File, an appropriate error message will be displayed. Close the information box and repeat Step 4.
- 5c. If a feature was found and whose associated layer name appears in the Theme Attribute Data File, a multi-input dialog, similar to that shown in Figure 1, will be displayed. Accept or modify the values and then click the OK button to alter the feature attribute values, or the cancel button to abort the operation.
6. Repeat Step 4 or select another tool or command.

**Using the Reload Tool**

The [Reload] tool imports into the current Web Application session the contents of the Theme Attribute Data File.

To use this tool the user should perform the following:

1. Select the [Reload] tool.
2. Dismiss the information message box or click another CEDRA tool or command.

The information message box will contain: (a) a message similar to that shown in Figure 2, stating the number of themes (layers) read from the Theme Attribute Data File, or (b) an error mes-

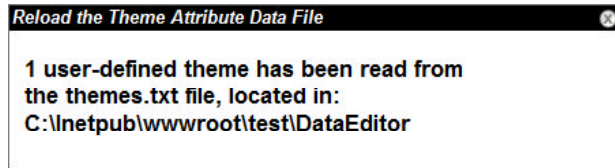


Figure 2 - Reload Tool Information Message Box

sage indicating a problem that was encountered during the processing.

If an error message is displayed, the Theme Attribute Data File will need to be modified and the [Reload] tool re-selected.

**Using the MapTips Tool**

The [MapTips] tool operates on the basis that the user makes a pick in the map area, from which, the tool determines which feature is closest to the pick.

Once the feature has been found, the tool reviews the information in the Theme Attribute Data File searching for the name of the layer in which the selected feature resides.




If the layer name is not found, an error message to this effect is displayed. If the layer name is found, the tool displays a dialog box containing the attributes that are specified in the Theme Attribute Data File.

In determining which feature was selected, the tool searches the current

active layer. Thus, the [Set Active Layer] tool must be selected prior to activating this tool.

Shown in Figure 3 is an information message box built by the [MapTips] tool using information that appears in the Theme Attribute Data File.

To use this tool the user should perform the following:

1. Select the [Set Active Layer] tool,  and pick the layer from the dropdown list that is to serve as the current active layer.
2. Select the [Reload] tool, .
3. Select the [MapTips] tool, .
4. Make a pick in the map area to select the desired feature.
- 5a. If a feature was not found, an appropriate error message will be displayed. Close the information box and repeat Step 4.
- 5b. If a feature was found that does not appear in the Theme Attribute Data File, an appropriate error message will be displayed. Close the information box and repeat Step 4.

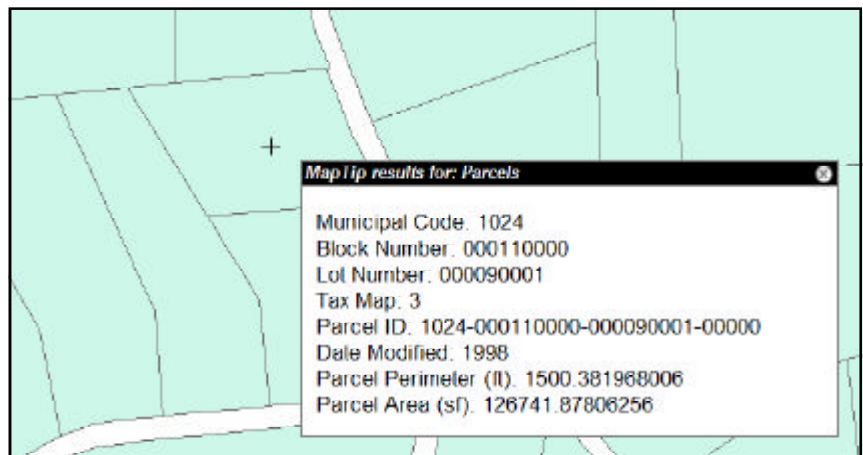


Figure 3 - MapTips Tool Information Message Box

- 5c. If a feature was found and whose associated layer name appears in the Theme Attribute Data File, an information message box, similar to that shown in Figure 3, will be displayed.
- 6. Repeat Step 4, close the information message box or select another CEDRA tool or command.

**Notes**

- a. The [Set Active Layer] tool needs to be selected only once during a Web Application session, provided that the current active layer does not change. That is to say, this tool should be selected only if the current active layer is to change. The current active layer remains in effect until changed by re-selecting the [Set Active Layer] tool.
- b. The [Reload] tool needs to be selected only one during a Web Application session, provided that the Theme Attribute Data File is not modified. So that once the Theme Attribute Data File has been read, there is no need to reload the file

- unless there has been some modification to the file.
- c. When using the [EditFeat] tool once the OK button is selected the database is altered. There is no Undo capability.
- d. When using the [EditFeat], [Reload] and [MapTips] tools the user is able to close the dialog boxes by clicking the **x** in the upper right corner of the dialog box. In the case of the [EditFeat] tool, this is equivalent to clicking the Cancel button.
- e. When using the [EditFeat], [Reload] and [MapTips] tools the user is able to move the dialog boxes by clicking in the title bar of the dialog box, holding down the left button and then moving the cursor to the desired new location. At this point, release the left mouse button.
- f. A maximum of 30 attributes can be displayed by the [EditFeat] tool.
- g. Unlike the desktop version of the CEDRA-DataEditor software, the ArcGIS Server implementation of

- the software does not support a Back button. The software will only display a single dialog box of attributes.
- h. There is no limit to the number of attributes that the [MapTips] tool can display. The reason for this is that the [MapTips] tool creates a single string that is displayed by the tool.
- i. Shown in Figures 4, 5 and 6 are the controls that are used in the DataEditorDiv, MapTipDiv and processMessage dialog boxes, which are employed by the [EditFeat], [MapTips] and [Reload] tools, respectively. These controls are defined in the Default.aspx file, while the code which handles the events for these controls appears in the Default.aspx.vb file.
- j. In displaying the DataEditorDiv, the function popDEParam is called to control the visibility and default values of the appropriate controls, after which, the function showDataEditor is called to display the dialog box.

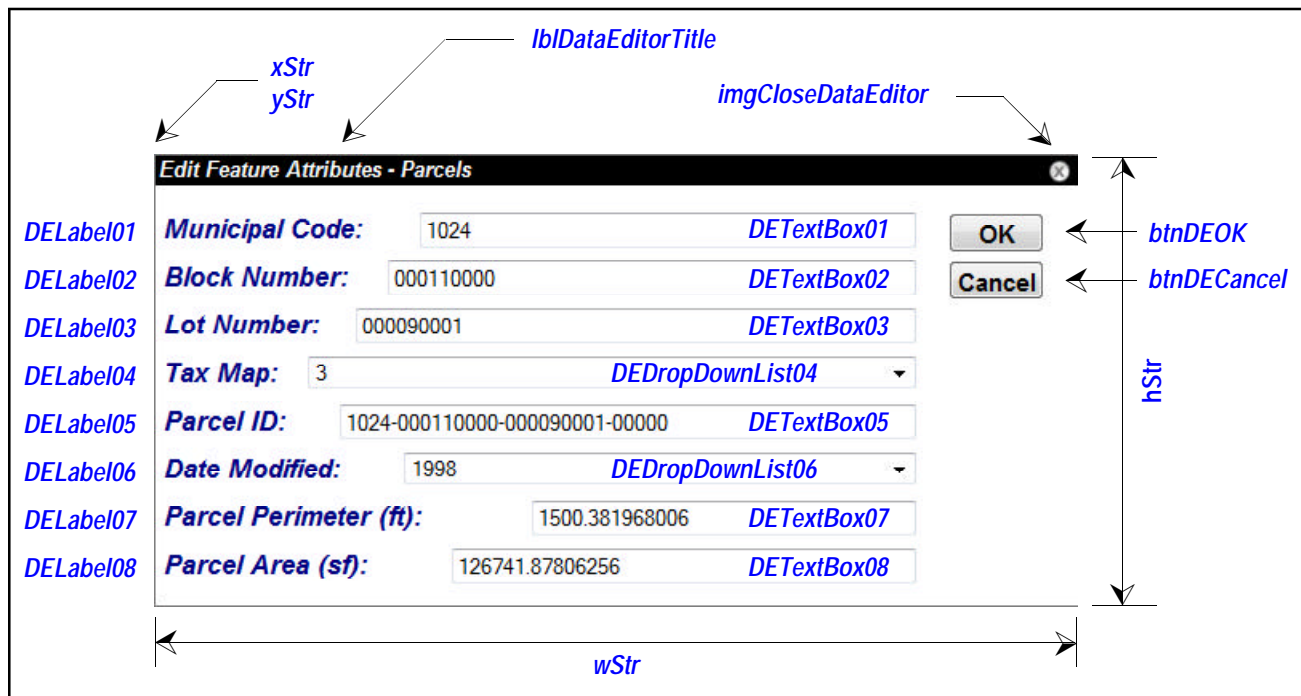


Figure 4 - DataEditorDiv Dialog Box Controls - see Code Block E

- k. The [EditFeat] and [MapTips] tools will display their respective dialog boxes below and to the right of the pick made by the user.
- l. When reviewing the Code Blocks, the lines which appear in green are comment lines and are included to improve the readability of the file.

**Summary**

As users migrate to Web based applications, the ability to incorporate custom tools becomes more and more important. Therefore, the ability to incorporate custom tools, without having to add staff that is programming knowledgeable, is beneficial. As such, the approach discussed in this month's issue of Command of the Month should be helpful in this regard.

For those who are interested in acquiring the source code for the [EditFeat], [Reload] and [MapTips] tools, as well as code blocks A through E, contact: Lisa Stone at lstone@cedra.com.

As always, should the reader have any suggestions on functionality that should be featured in Command of the Month, please feel free to forward them on to us.

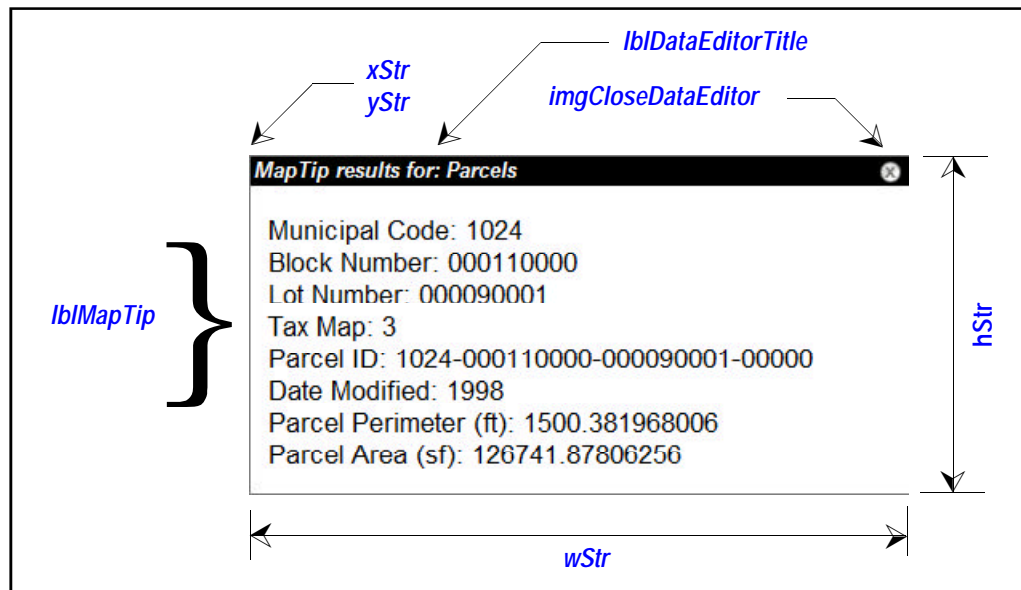


Figure 5 - MapTipDiv Dialog Box Controls - see Code Block D

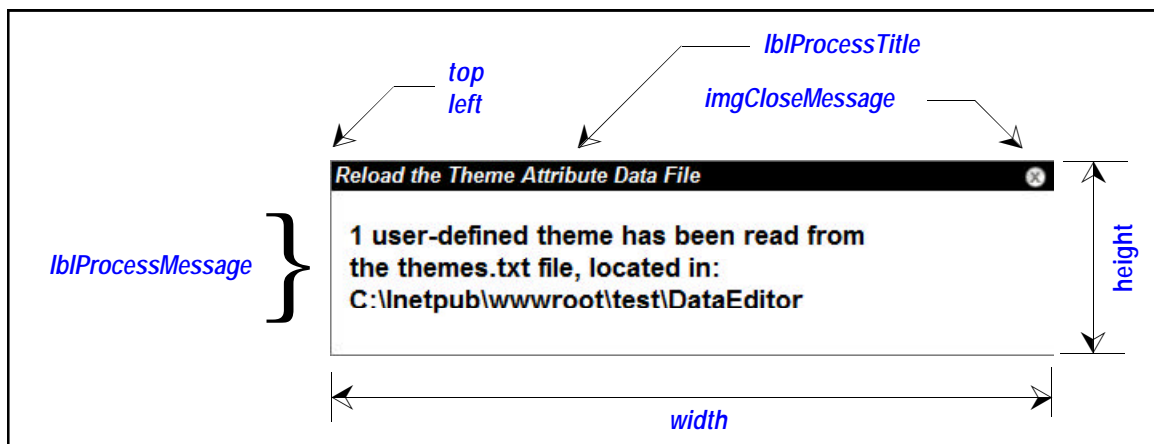


Figure 6 - processMessage Dialog Box Controls - see Code Block F

*If you have a request for Command Of The Month, feel free to phone, fax or e-mail your request to The CEDRA Corporation.*

```

\
\ -CEDRA
\
\ -Utility code for the DataEditor - Edit Feature Attributes Tool
\
\ -This routine will close or dismiss the Edit Feature Attributes Tool dialog
box
Protected Sub btnDECcancel_Click(ByVal sender As Object, ByVal e As
System.EventArgs) Handles btnDECcancel.Click
\
\ -Initialize the active tool in global memory
System.Web.HttpContext.Current.Session("CEDActiveTool") = " "
\
\ -Build the Callback that will run the JavaScript that will close
\ -the dialog box
Dim theCallbackResult As ESRI.ArcGIS.ADF.Web.UI.WebControls.CallbackResult
theCallbackResult = New
ESRI.ArcGIS.ADF.Web.UI.WebControls.CallbackResult(Nothing, Nothing, "javascript",
"hideDataEditor();")
\
\ -Add the Callback to the Map's Callback list
Map1.CallbackResults.Add(theCallbackResult)
\
\ -Update the Web page
If ScriptManager1.IsInAsyncPostBack Then
Dim callbackString As String = Map1.CallbackResults.ToString()
ScriptManager1.RegisterDataItem(Map1, callbackString)
End If
End Sub
\
\ -CEDRA
\
\ -Utility code for the DataEditor - Edit Feature Attributes Tool
\
\ -This routine will modify the attributes for a selected feature. This code is
\ -executed when the user clicks the OK button on the Edit Feature Attributes
Tool dialog box
Protected Sub btnDEOK_Click(ByVal sender As Object, ByVal e As System.EventArgs)
Handles btnDEOK.Click
\
Dim i As Integer
Dim aValue(30) As String
Dim parmName As String
Dim aTextBoxName As String
Dim aDropDownName As String
Dim aParameterDD As String
Dim aParameterDF As String
Dim aTextBox As TextBox
Dim aDropDown As DropDownList
\
\ -Initialize the values to be assigned to the feature (a maximum
\ -of 30 attribute can be assigned at one time)
For i = 1 To 30
aValue(i) = ""
Next
\
\ -Get the values specified by the user
For i = 1 To 30
\ -Build the parameter name
If (i < 10) Then
parmName = "DEParameter" + "0" + CStr(i)
Else
parmName = "DEParameter" + CStr(i)
End If

```

Code Block A - Default.aspx.vb Addition of the DataEditor Tool Subs above the End Class statement

```

        \ -Develop the name of the controls
    If (i < 10) Then
        aTextBoxName = "DETextBox" + "0" + CStr(i)
        aDropDownName = "DEDropDownList" + "0" + CStr(i)
        aParameterDD = parmName + "DD"
        aParameterDF = parmName + "DF"
    Else
        aTextBoxName = "DETextBox" + CStr(i)
        aDropDownName = "DEDropDownList" + CStr(i)
        aParameterDD = parmName + "DD"
        aParameterDF = parmName + "DF"
    End If
    \ -Get the controls
    aTextBox = Page.FindControl(aTextBoxName)
    aDropDown = Page.FindControl(aDropDownName)
    \ -Store the values that were entered in the dialog box, the keycode
<not used>
    \ -denotes that the attribute is not to be processed, but rather ignored
    If ((System.Web.HttpContext.Current.Session(parmName) = "1") And _
        (System.Web.HttpContext.Current.Session(aParameterDF) <> "<not
used>")) Then
        \ -Store the data field value
        aValue(i) =
CStr(System.Web.HttpContext.Current.Session(aParameterDF))
        ElseIf ((System.Web.HttpContext.Current.Session(parmName) = "2") And _
            (System.Web.HttpContext.Current.Session(aParameterDD) <> "<not
used>")) Then
            \ -Make sure the drop-down control exists
            If (Not aDropDown.SelectedItem Is Nothing) Then
                \ -Store the drop-down value
                aValue(i) =
CStr(System.Web.HttpContext.Current.Session(aParameterDD))
            End If
        End If
    End If
Next
    \
    \ -Update the feature by updating the attribute values
    \ -assigned to the feature
    DatStoreFeature.datStoreFeature(aValue)
    \
    \ -Close the dialog box
    \
    \ -Initialize the active tool flag in global memory
    System.Web.HttpContext.Current.Session("CEDActiveTool") = " "
    \
    \ -Build the Callback that will run the JavaScript that will close
    \ -the dialog box
    Dim theCallbackResult As ESRI.ArcGIS.ADF.Web.UI.WebControls.CallbackResult
    theCallbackResult = New
ESRI.ArcGIS.ADF.Web.UI.WebControls.CallbackResult(Nothing, Nothing, "javascript",
"hideDataEditor();")
    \
    \ -Add the Callback to the Map's Callback list
    Map1.CallbackResults.Add(theCallbackResult)
    \
    \ -Update the Web page
    If ScriptManager1.IsInAsyncPostBack Then
        Dim callbackString As String = Map1.CallbackResults.ToString()
        ScriptManager1.RegisterDataItem(Map1, callbackString)
    End If
End Sub

Protected Sub DEDropDownList01_SelectedIndexChanged(ByVal sender As Object, ByVal
e As System.EventArgs) Handles DEDropDownList01.SelectedIndexChanged

```

Code Block A - Default.aspx.vb Addition of the DataEditor Tool Subs above the End Class statement

```

    Dim aChoL As Collection
    Dim aIndex As Integer
    Dim aValue As String
    `
    ` -Get the collection containing the items in the drop down list
    aChoL = System.Web.HttpContext.Current.Session("DEParameter01CO")
    `
    ` -Get the index of the selected item
    aIndex = (CType(sender, DropDownList)).SelectedItem.Value
    `
    ` -Get the item in the drop down list
    aValue = aChoL.Item(aIndex + 1)
    `
    ` -Store in global memory the value selected by the user
    System.Web.HttpContext.Current.Session("DEParameter01DD") = aValue
    `
    ` -Initialize the value for the corresponding Data Field parameter
    System.Web.HttpContext.Current.Session("DEParameter01DF") = "<not used>"
End Sub

    Protected Sub DEDropDownList02_SelectedIndexChanged(ByVal sender As Object, ByVal
e As System.EventArgs) Handles DEDropDownList02.SelectedIndexChanged
    `
    Dim aChoL As Collection
    Dim aIndex As Integer
    Dim aValue As String
    `
    ` -Get the collection containing the items in the drop down list
    aChoL = System.Web.HttpContext.Current.Session("DEParameter02CO")
    `
    ` -Get the index of the selected item
    aIndex = (CType(sender, DropDownList)).SelectedItem.Value
    `
    ` -Get the item in the drop down list
    aValue = aChoL.Item(aIndex + 1)
    `
    ` -Store in global memory the value selected by the user
    System.Web.HttpContext.Current.Session("DEParameter02DD") = aValue
    `
    ` -Initialize the value for the corresponding Data Field parameter
    System.Web.HttpContext.Current.Session("DEParameter02DF") = "<not used>"
End Sub

    Protected Sub DEDropDownList03_SelectedIndexChanged(ByVal sender As Object, ByVal
e As System.EventArgs) Handles DEDropDownList03.SelectedIndexChanged
    `
    Dim aChoL As Collection
    Dim aIndex As Integer
    Dim aValue As String
    `
    ` -Get the collection containing the items in the drop down list
    aChoL = System.Web.HttpContext.Current.Session("DEParameter03CO")
    `
    ` -Get the index of the selected item
    aIndex = (CType(sender, DropDownList)).SelectedItem.Value
    `
    ` -Get the item in the drop down list
    aValue = aChoL.Item(aIndex + 1)
    `
    ` -Store in global memory the value selected by the user
    System.Web.HttpContext.Current.Session("DEParameter03DD") = aValue
    `
    ` -Initialize the value for the corresponding Data Field parameter
    System.Web.HttpContext.Current.Session("DEParameter03DF") = "<not used>"

```

Code Block A - Default.aspx.vb Addition of the DataEditor Tool Subs above the End Class statement



```
End Sub

Protected Sub DEDropDownList04_SelectedIndexChanged(ByVal sender As Object, ByVal
e As System.EventArgs) Handles DEDropDownList04.SelectedIndexChanged
    Dim aChoL As Collection
    Dim aIndex As Integer
    Dim aValue As String
    '
    ' -Get the collection containing the items in the drop down list
    aChoL = System.Web.HttpContext.Current.Session("DEParameter04CO")
    '
    ' -Get the index of the selected item
    aIndex = (CType(sender, DropDownList)).SelectedItem.Value
    '
    ' -Get the item in the drop down list
    aValue = aChoL.Item(aIndex + 1)
    '
    ' -Store in global memory the value selected by the user
    System.Web.HttpContext.Current.Session("DEParameter04DD") = aValue
    '
    ' -Initialize the value for the corresponding Data Field parameter
    System.Web.HttpContext.Current.Session("DEParameter04DF") = "<not used>"
End Sub

Protected Sub DEDropDownList05_SelectedIndexChanged(ByVal sender As Object, ByVal
e As System.EventArgs) Handles DEDropDownList05.SelectedIndexChanged
    Dim aChoL As Collection
    Dim aIndex As Integer
    Dim aValue As String
    '
    ' -Get the collection containing the items in the drop down list
    aChoL = System.Web.HttpContext.Current.Session("DEParameter05CO")
    '
    ' -Get the index of the selected item
    aIndex = (CType(sender, DropDownList)).SelectedItem.Value
    '
    ' -Get the item in the drop down list
    aValue = aChoL.Item(aIndex + 1)
    '
    ' -Store in global memory the value selected by the user
    System.Web.HttpContext.Current.Session("DEParameter05DD") = aValue
    '
    ' -Initialize the value for the corresponding Data Field parameter
    System.Web.HttpContext.Current.Session("DEParameter05DF") = "<not used>"
End Sub

Protected Sub DEDropDownList06_SelectedIndexChanged(ByVal sender As Object, ByVal
e As System.EventArgs) Handles DEDropDownList06.SelectedIndexChanged
    Dim aChoL As Collection
    Dim aIndex As Integer
    Dim aValue As String
    '
    ' -Get the collection containing the items in the drop down list
    aChoL = System.Web.HttpContext.Current.Session("DEParameter06CO")
    '
    ' -Get the index of the selected item
    aIndex = (CType(sender, DropDownList)).SelectedItem.Value
    '
    ' -Get the item in the drop down list
    aValue = aChoL.Item(aIndex + 1)
    '

```

Code Block A - Default.aspx.vb Addition of the DataEditor Tool Subs above the End Class statement

```

        ' -Store in global memory the value selected by the user
        System.Web.HttpContext.Current.Session("DEParameter06DD") = aValue
    '
    ' -Initialize the value for the corresponding Data Field parameter
    System.Web.HttpContext.Current.Session("DEParameter06DF") = "<not used>"
End Sub

Protected Sub DEDropDownList07_SelectedIndexChanged(ByVal sender As Object, ByVal
e As System.EventArgs) Handles DEDropDownList07.SelectedIndexChanged
    Dim aChol As Collection
    Dim aIndex As Integer
    Dim aValue As String
    '
    ' -Get the collection containing the items in the drop down list
    aChol = System.Web.HttpContext.Current.Session("DEParameter07CO")
    '
    ' -Get the index of the selected item
    aIndex = (CType(sender, DropDownList)).SelectedItem.Value
    '
    ' -Get the item in the drop down list
    aValue = aChol.Item(aIndex + 1)
    '
    ' -Store in global memory the value selected by the user
    System.Web.HttpContext.Current.Session("DEParameter07DD") = aValue
    '
    ' -Initialize the value for the corresponding Data Field parameter
    System.Web.HttpContext.Current.Session("DEParameter07DF") = "<not used>"
End Sub

Protected Sub DEDropDownList08_SelectedIndexChanged(ByVal sender As Object, ByVal
e As System.EventArgs) Handles DEDropDownList08.SelectedIndexChanged
    Dim aChol As Collection
    Dim aIndex As Integer
    Dim aValue As String
    '
    ' -Get the collection containing the items in the drop down list
    aChol = System.Web.HttpContext.Current.Session("DEParameter08CO")
    '
    ' -Get the index of the selected item
    aIndex = (CType(sender, DropDownList)).SelectedItem.Value
    '
    ' -Get the item in the drop down list
    aValue = aChol.Item(aIndex + 1)
    '
    ' -Store in global memory the value selected by the user
    System.Web.HttpContext.Current.Session("DEParameter08DD") = aValue
    '
    ' -Initialize the value for the corresponding Data Field parameter
    System.Web.HttpContext.Current.Session("DEParameter08DF") = "<not used>"
End Sub

Protected Sub DEDropDownList09_SelectedIndexChanged(ByVal sender As Object, ByVal
e As System.EventArgs) Handles DEDropDownList09.SelectedIndexChanged
    Dim aChol As Collection
    Dim aIndex As Integer
    Dim aValue As String
    '
    ' -Get the collection containing the items in the drop down list
    aChol = System.Web.HttpContext.Current.Session("DEParameter09CO")
    '
    ' -Get the index of the selected item

```

Code Block A - Default.aspx.vb Addition of the DataEditor Tool Subs above the End Class statement

```
        aIndex = (CType(sender, DropDownList)).SelectedItem.Value
    '
    ' -Get the item in the drop down list
    aValue = aChol.Item(aIndex + 1)
    '
    ' -Store in global memory the value selected by the user
    System.Web.HttpContext.Current.Session("DEParameter09DD") = aValue
    '
    ' -Initialize the value for the corresponding Data Field parameter
    System.Web.HttpContext.Current.Session("DEParameter09DF") = "<not used>"
End Sub

Protected Sub DEDropDownList10_SelectedIndexChanged(ByVal sender As Object, ByVal
e As System.EventArgs) Handles DEDropDownList10.SelectedIndexChanged
    Dim aChol As Collection
    Dim aIndex As Integer
    Dim aValue As String
    '
    ' -Get the collection containing the items in the drop down list
    aChol = System.Web.HttpContext.Current.Session("DEParameter10CO")
    '
    ' -Get the index of the selected item
    aIndex = (CType(sender, DropDownList)).SelectedItem.Value
    '
    ' -Get the item in the drop down list
    aValue = aChol.Item(aIndex + 1)
    '
    ' -Store in global memory the value selected by the user
    System.Web.HttpContext.Current.Session("DEParameter10DD") = aValue
    '
    ' -Initialize the value for the corresponding Data Field parameter
    System.Web.HttpContext.Current.Session("DEParameter10DF") = "<not used>"
End Sub

Protected Sub DEDropDownList11_SelectedIndexChanged(ByVal sender As Object, ByVal
e As System.EventArgs) Handles DEDropDownList11.SelectedIndexChanged
    Dim aChol As Collection
    Dim aIndex As Integer
    Dim aValue As String
    '
    ' -Get the collection containing the items in the drop down list
    aChol = System.Web.HttpContext.Current.Session("DEParameter11CO")
    '
    ' -Get the index of the selected item
    aIndex = (CType(sender, DropDownList)).SelectedItem.Value
    '
    ' -Get the item in the drop down list
    aValue = aChol.Item(aIndex + 1)
    '
    ' -Store in global memory the value selected by the user
    System.Web.HttpContext.Current.Session("DEParameter11DD") = aValue
    '
    ' -Initialize the value for the corresponding Data Field parameter
    System.Web.HttpContext.Current.Session("DEParameter11DF") = "<not used>"
End Sub

Protected Sub DEDropDownList12_SelectedIndexChanged(ByVal sender As Object, ByVal
e As System.EventArgs) Handles DEDropDownList12.SelectedIndexChanged
    Dim aChol As Collection
    Dim aIndex As Integer
    Dim aValue As String
```

Code Block A - Default.aspx.vb Addition of the DataEditor Tool Subs above the End Class statement

```

    ' -Get the collection containing the items in the drop down list
    aChoL = System.Web.HttpContext.Current.Session("DEParameter12CO")
    '
    ' -Get the index of the selected item
    aIndex = (CType(sender, DropDownList)).SelectedItem.Value
    '
    ' -Get the item in the drop down list
    aValue = aChoL.Item(aIndex + 1)
    '
    ' -Store in global memory the value selected by the user
    System.Web.HttpContext.Current.Session("DEParameter12DD") = aValue
    '
    ' -Initialize the value for the corresponding Data Field parameter
    System.Web.HttpContext.Current.Session("DEParameter12DF") = "<not used>"
End Sub

Protected Sub DEDropDownList13_SelectedIndexChanged(ByVal sender As Object, ByVal
e As System.EventArgs) Handles DEDropDownList13.SelectedIndexChanged
    Dim aChoL As Collection
    Dim aIndex As Integer
    Dim aValue As String
    '
    ' -Get the collection containing the items in the drop down list
    aChoL = System.Web.HttpContext.Current.Session("DEParameter13CO")
    '
    ' -Get the index of the selected item
    aIndex = (CType(sender, DropDownList)).SelectedItem.Value
    '
    ' -Get the item in the drop down list
    aValue = aChoL.Item(aIndex + 1)
    '
    ' -Store in global memory the value selected by the user
    System.Web.HttpContext.Current.Session("DEParameter13DD") = aValue
    '
    ' -Initialize the value for the corresponding Data Field parameter
    System.Web.HttpContext.Current.Session("DEParameter13DF") = "<not used>"
End Sub

Protected Sub DEDropDownList14_SelectedIndexChanged(ByVal sender As Object, ByVal
e As System.EventArgs) Handles DEDropDownList14.SelectedIndexChanged
    Dim aChoL As Collection
    Dim aIndex As Integer
    Dim aValue As String
    '
    ' -Get the collection containing the items in the drop down list
    aChoL = System.Web.HttpContext.Current.Session("DEParameter14CO")
    '
    ' -Get the index of the selected item
    aIndex = (CType(sender, DropDownList)).SelectedItem.Value
    '
    ' -Get the item in the drop down list
    aValue = aChoL.Item(aIndex + 1)
    '
    ' -Store in global memory the value selected by the user
    System.Web.HttpContext.Current.Session("DEParameter14DD") = aValue
    '
    ' -Initialize the value for the corresponding Data Field parameter
    System.Web.HttpContext.Current.Session("DEParameter14DF") = "<not used>"
End Sub

```

Code Block A - Default.aspx.vb Addition of the DataEditor Tool Subs above the End Class statement

```
Protected Sub DEDropDownList15_SelectedIndexChanged(ByVal sender As Object, ByVal
e As System.EventArgs) Handles DEDropDownList15.SelectedIndexChanged
    Dim aChoL As Collection
    Dim aIndex As Integer
    Dim aValue As String
    '
    ' -Get the collection containing the items in the drop down list
    aChoL = System.Web.HttpContext.Current.Session("DEParameter15CO")
    '
    ' -Get the index of the selected item
    aIndex = (CType(sender, DropDownList)).SelectedItem.Value
    '
    ' -Get the item in the drop down list
    aValue = aChoL.Item(aIndex + 1)
    '
    ' -Store in global memory the value selected by the user
    System.Web.HttpContext.Current.Session("DEParameter15DD") = aValue
    '
    ' -Initialize the value for the corresponding Data Field parameter
    System.Web.HttpContext.Current.Session("DEParameter15DF") = "<not used>"
End Sub

Protected Sub DEDropDownList16_SelectedIndexChanged(ByVal sender As Object, ByVal
e As System.EventArgs) Handles DEDropDownList16.SelectedIndexChanged
    Dim aChoL As Collection
    Dim aIndex As Integer
    Dim aValue As String
    '
    ' -Get the collection containing the items in the drop down list
    aChoL = System.Web.HttpContext.Current.Session("DEParameter16CO")
    '
    ' -Get the index of the selected item
    aIndex = (CType(sender, DropDownList)).SelectedItem.Value
    '
    ' -Get the item in the drop down list
    aValue = aChoL.Item(aIndex + 1)
    '
    ' -Store in global memory the value selected by the user
    System.Web.HttpContext.Current.Session("DEParameter16DD") = aValue
    '
    ' -Initialize the value for the corresponding Data Field parameter
    System.Web.HttpContext.Current.Session("DEParameter16DF") = "<not used>"
End Sub

Protected Sub DEDropDownList17_SelectedIndexChanged(ByVal sender As Object, ByVal
e As System.EventArgs) Handles DEDropDownList17.SelectedIndexChanged
    Dim aChoL As Collection
    Dim aIndex As Integer
    Dim aValue As String
    '
    ' -Get the collection containing the items in the drop down list
    aChoL = System.Web.HttpContext.Current.Session("DEParameter17CO")
    '
    ' -Get the index of the selected item
    aIndex = (CType(sender, DropDownList)).SelectedItem.Value
    '
    ' -Get the item in the drop down list
    aValue = aChoL.Item(aIndex + 1)
    '
    ' -Store in global memory the value selected by the user
    System.Web.HttpContext.Current.Session("DEParameter17DD") = aValue
```

Code Block A - Default.aspx.vb Addition of the DataEditor Tool Subs above the End Class statement

```

        ' -Initialize the value for the corresponding Data Field parameter
        System.Web.HttpContext.Current.Session("DEParameter17DF") = "<not used>"
    End Sub

    Protected Sub DEDropDownList18_SelectedIndexChanged(ByVal sender As Object, ByVal
e As System.EventArgs) Handles DEDropDownList18.SelectedIndexChanged
        '
        Dim aChoL As Collection
        Dim aIndex As Integer
        Dim aValue As String
        '
        ' -Get the collection containing the items in the drop down list
        aChoL = System.Web.HttpContext.Current.Session("DEParameter18CO")
        '
        ' -Get the index of the selected item
        aIndex = (CType(sender, DropDownList)).SelectedItem.Value
        '
        ' -Get the item in the drop down list
        aValue = aChoL.Item(aIndex + 1)
        '
        ' -Store in global memory the value selected by the user
        System.Web.HttpContext.Current.Session("DEParameter18DD") = aValue
        '
        ' -Initialize the value for the corresponding Data Field parameter
        System.Web.HttpContext.Current.Session("DEParameter18DF") = "<not used>"
    End Sub

    Protected Sub DEDropDownList19_SelectedIndexChanged(ByVal sender As Object, ByVal
e As System.EventArgs) Handles DEDropDownList19.SelectedIndexChanged
        '
        Dim aChoL As Collection
        Dim aIndex As Integer
        Dim aValue As String
        '
        ' -Get the collection containing the items in the drop down list
        aChoL = System.Web.HttpContext.Current.Session("DEParameter19CO")
        '
        ' -Get the index of the selected item
        aIndex = (CType(sender, DropDownList)).SelectedItem.Value
        '
        ' -Get the item in the drop down list
        aValue = aChoL.Item(aIndex + 1)
        '
        ' -Store in global memory the value selected by the user
        System.Web.HttpContext.Current.Session("DEParameter19DD") = aValue
        '
        ' -Initialize the value for the corresponding Data Field parameter
        System.Web.HttpContext.Current.Session("DEParameter19DF") = "<not used>"
    End Sub

    Protected Sub DEDropDownList20_SelectedIndexChanged(ByVal sender As Object, ByVal
e As System.EventArgs) Handles DEDropDownList20.SelectedIndexChanged
        '
        Dim aChoL As Collection
        Dim aIndex As Integer
        Dim aValue As String
        '
        ' -Get the collection containing the items in the drop down list
        aChoL = System.Web.HttpContext.Current.Session("DEParameter20CO")
        '
        ' -Get the index of the selected item
        aIndex = (CType(sender, DropDownList)).SelectedItem.Value
        '

```

Code Block A - Default.aspx.vb Addition of the DataEditor Tool Subs above the End Class statement

```
    ` -Get the item in the drop down list
    aValue = aChol.Item(aIndex + 1)
    `
    ` -Store in global memory the value selected by the user
    System.Web.HttpContext.Current.Session("DEParameter20DD") = aValue
    `
    ` -Initialize the value for the corresponding Data Field parameter
    System.Web.HttpContext.Current.Session("DEParameter20DF") = "<not used>"
End Sub

Protected Sub DEDropDownList21_SelectedIndexChanged(ByVal sender As Object, ByVal
e As System.EventArgs) Handles DEDropDownList21.SelectedIndexChanged
    `
    Dim aChol As Collection
    Dim aIndex As Integer
    Dim aValue As String
    `
    ` -Get the collection containing the items in the drop down list
    aChol = System.Web.HttpContext.Current.Session("DEParameter21CO")
    `
    ` -Get the index of the selected item
    aIndex = (CType(sender, DropDownList)).SelectedItem.Value
    `
    ` -Get the item in the drop down list
    aValue = aChol.Item(aIndex + 1)
    `
    ` -Store in global memory the value selected by the user
    System.Web.HttpContext.Current.Session("DEParameter21DD") = aValue
    `
    ` -Initialize the value for the corresponding Data Field parameter
    System.Web.HttpContext.Current.Session("DEParameter21DF") = "<not used>"
End Sub

Protected Sub DEDropDownList22_SelectedIndexChanged(ByVal sender As Object, ByVal
e As System.EventArgs) Handles DEDropDownList22.SelectedIndexChanged
    `
    Dim aChol As Collection
    Dim aIndex As Integer
    Dim aValue As String
    `
    ` -Get the collection containing the items in the drop down list
    aChol = System.Web.HttpContext.Current.Session("DEParameter22CO")
    `
    ` -Get the index of the selected item
    aIndex = (CType(sender, DropDownList)).SelectedItem.Value
    `
    ` -Get the item in the drop down list
    aValue = aChol.Item(aIndex + 1)
    `
    ` -Store in global memory the value selected by the user
    System.Web.HttpContext.Current.Session("DEParameter22DD") = aValue
    `
    ` -Initialize the value for the corresponding Data Field parameter
    System.Web.HttpContext.Current.Session("DEParameter22DF") = "<not used>"
End Sub

Protected Sub DEDropDownList23_SelectedIndexChanged(ByVal sender As Object, ByVal
e As System.EventArgs) Handles DEDropDownList23.SelectedIndexChanged
    `
    Dim aChol As Collection
    Dim aIndex As Integer
    Dim aValue As String
    `
```

Code Block A - Default.aspx.vb Addition of the DataEditor Tool Subs above the End Class statement

```

    ` -Get the collection containing the items in the drop down list
    aChoL = System.Web.HttpContext.Current.Session("DEParameter23CO")
    `
    ` -Get the index of the selected item
    aIndex = (CType(sender, DropDownList)).SelectedItem.Value
    `
    ` -Get the item in the drop down list
    aValue = aChoL.Item(aIndex + 1)
    `
    ` -Store in global memory the value selected by the user
    System.Web.HttpContext.Current.Session("DEParameter23DD") = aValue
    `
    ` -Initialize the value for the corresponding Data Field parameter
    System.Web.HttpContext.Current.Session("DEParameter23DF") = "<not used>"
End Sub

Protected Sub DEDropDownList24_SelectedIndexChanged(ByVal sender As Object, ByVal
e As System.EventArgs) Handles DEDropDownList24.SelectedIndexChanged
    `
    Dim aChoL As Collection
    Dim aIndex As Integer
    Dim aValue As String
    `
    ` -Get the collection containing the items in the drop down list
    aChoL = System.Web.HttpContext.Current.Session("DEParameter24CO")
    `
    ` -Get the index of the selected item
    aIndex = (CType(sender, DropDownList)).SelectedItem.Value
    `
    ` -Get the item in the drop down list
    aValue = aChoL.Item(aIndex + 1)
    `
    ` -Store in global memory the value selected by the user
    System.Web.HttpContext.Current.Session("DEParameter24DD") = aValue
    `
    ` -Initialize the value for the corresponding Data Field parameter
    System.Web.HttpContext.Current.Session("DEParameter24DF") = "<not used>"
End Sub

Protected Sub DEDropDownList25_SelectedIndexChanged(ByVal sender As Object, ByVal
e As System.EventArgs) Handles DEDropDownList25.SelectedIndexChanged
    `
    Dim aChoL As Collection
    Dim aIndex As Integer
    Dim aValue As String
    `
    ` -Get the collection containing the items in the drop down list
    aChoL = System.Web.HttpContext.Current.Session("DEParameter25CO")
    `
    ` -Get the index of the selected item
    aIndex = (CType(sender, DropDownList)).SelectedItem.Value
    `
    ` -Get the item in the drop down list
    aValue = aChoL.Item(aIndex + 1)
    `
    ` -Store in global memory the value selected by the user
    System.Web.HttpContext.Current.Session("DEParameter25DD") = aValue
    `
    ` -Initialize the value for the corresponding Data Field parameter
    System.Web.HttpContext.Current.Session("DEParameter25DF") = "<not used>"
End Sub

```

Code Block A - Default.aspx.vb Addition of the DataEditor Tool Subs above the End Class statement



```
Protected Sub DEDropDownList26_SelectedIndexChanged(ByVal sender As Object, ByVal
e As System.EventArgs) Handles DEDropDownList26.SelectedIndexChanged
    Dim aChoL As Collection
    Dim aIndex As Integer
    Dim aValue As String
    '
    ' -Get the collection containing the items in the drop down list
    aChoL = System.Web.HttpContext.Current.Session("DEParameter26CO")
    '
    ' -Get the index of the selected item
    aIndex = (CType(sender, DropDownList)).SelectedItem.Value
    '
    ' -Get the item in the drop down list
    aValue = aChoL.Item(aIndex + 1)
    '
    ' -Store in global memory the value selected by the user
    System.Web.HttpContext.Current.Session("DEParameter26DD") = aValue
    '
    ' -Initialize the value for the corresponding Data Field parameter
    System.Web.HttpContext.Current.Session("DEParameter26DF") = "<not used>"
End Sub

Protected Sub DEDropDownList27_SelectedIndexChanged(ByVal sender As Object, ByVal
e As System.EventArgs) Handles DEDropDownList27.SelectedIndexChanged
    Dim aChoL As Collection
    Dim aIndex As Integer
    Dim aValue As String
    '
    ' -Get the collection containing the items in the drop down list
    aChoL = System.Web.HttpContext.Current.Session("DEParameter27CO")
    '
    ' -Get the index of the selected item
    aIndex = (CType(sender, DropDownList)).SelectedItem.Value
    '
    ' -Get the item in the drop down list
    aValue = aChoL.Item(aIndex + 1)
    '
    ' -Store in global memory the value selected by the user
    System.Web.HttpContext.Current.Session("DEParameter27DD") = aValue
    '
    ' -Initialize the value for the corresponding Data Field parameter
    System.Web.HttpContext.Current.Session("DEParameter27DF") = "<not used>"
End Sub

Protected Sub DEDropDownList28_SelectedIndexChanged(ByVal sender As Object, ByVal
e As System.EventArgs) Handles DEDropDownList28.SelectedIndexChanged
    Dim aChoL As Collection
    Dim aIndex As Integer
    Dim aValue As String
    '
    ' -Get the collection containing the items in the drop down list
    aChoL = System.Web.HttpContext.Current.Session("DEParameter28CO")
    '
    ' -Get the index of the selected item
    aIndex = (CType(sender, DropDownList)).SelectedItem.Value
    '
    ' -Get the item in the drop down list
    aValue = aChoL.Item(aIndex + 1)
    '
    ' -Store in global memory the value selected by the user
    System.Web.HttpContext.Current.Session("DEParameter28DD") = aValue
```

Code Block A - Default.aspx.vb Addition of the DataEditor Tool Subs above the End Class statement

```

        ' -Initialize the value for the corresponding Data Field parameter
        System.Web.HttpContext.Current.Session("DEParameter28DF") = "<not used>"
    End Sub

    Protected Sub DEDropDownList29_SelectedIndexChanged(ByVal sender As Object, ByVal
e As System.EventArgs) Handles DEDropDownList29.SelectedIndexChanged
        '
        Dim aChoL As Collection
        Dim aIndex As Integer
        Dim aValue As String
        '
        ' -Get the collection containing the items in the drop down list
        aChoL = System.Web.HttpContext.Current.Session("DEParameter29CO")
        '
        ' -Get the index of the selected item
        aIndex = (CType(sender, DropDownList)).SelectedItem.Value
        '
        ' -Get the item in the drop down list
        aValue = aChoL.Item(aIndex + 1)
        '
        ' -Store in global memory the value selected by the user
        System.Web.HttpContext.Current.Session("DEParameter29DD") = aValue
        '
        ' -Initialize the value for the corresponding Data Field parameter
        System.Web.HttpContext.Current.Session("DEParameter29DF") = "<not used>"
    End Sub

    Protected Sub DEDropDownList30_SelectedIndexChanged(ByVal sender As Object, ByVal
e As System.EventArgs) Handles DEDropDownList30.SelectedIndexChanged
        '
        Dim aChoL As Collection
        Dim aIndex As Integer
        Dim aValue As String
        '
        ' -Get the collection containing the items in the drop down list
        aChoL = System.Web.HttpContext.Current.Session("DEParameter30CO")
        '
        ' -Get the index of the selected item
        aIndex = (CType(sender, DropDownList)).SelectedItem.Value
        '
        ' -Get the item in the drop down list
        aValue = aChoL.Item(aIndex + 1)
        '
        ' -Store in global memory the value selected by the user
        System.Web.HttpContext.Current.Session("DEParameter30DD") = aValue
        '
        ' -Initialize the value for the corresponding Data Field parameter
        System.Web.HttpContext.Current.Session("DEParameter30DF") = "<not used>"
    End Sub

    Protected Sub DETextBox01_TextChanged(ByVal sender As Object, ByVal e As
System.EventArgs) Handles DETextBox01.TextChanged
        '
        ' -Store in global memory the value selected by the user
        System.Web.HttpContext.Current.Session("DEParameter01DF") = (CType(sender,
TextBox)).Text
        '
        ' -Initialize the value for the corresponding Drop Down parameter
        System.Web.HttpContext.Current.Session("DEParameter01DD") = "<not used>"
    End Sub

```

Code Block A - Default.aspx.vb Addition of the DataEditor Tool Subs above the End Class statement

```
Protected Sub DETextBox02_TextChanged(ByVal sender As Object, ByVal e As
System.EventArgs) Handles DETextBox02.TextChanged
    ' -Store in global memory the value selected by the user
    System.Web.HttpContext.Current.Session("DEParameter02DF") = (CType(sender,
TextBox)).Text
    ' -Initialize the value for the corresponding Drop Down parameter
    System.Web.HttpContext.Current.Session("DEParameter02DD") = "<not used>"
End Sub

Protected Sub DETextBox03_TextChanged(ByVal sender As Object, ByVal e As
System.EventArgs) Handles DETextBox03.TextChanged
    ' -Store in global memory the value selected by the user
    System.Web.HttpContext.Current.Session("DEParameter03DF") = (CType(sender,
TextBox)).Text
    ' -Initialize the value for the corresponding Drop Down parameter
    System.Web.HttpContext.Current.Session("DEParameter03DD") = "<not used>"
End Sub

Protected Sub DETextBox04_TextChanged(ByVal sender As Object, ByVal e As
System.EventArgs) Handles DETextBox04.TextChanged
    ' -Store in global memory the value selected by the user
    System.Web.HttpContext.Current.Session("DEParameter04DF") = (CType(sender,
TextBox)).Text
    ' -Initialize the value for the corresponding Drop Down parameter
    System.Web.HttpContext.Current.Session("DEParameter04DD") = "<not used>"
End Sub

Protected Sub DETextBox05_TextChanged(ByVal sender As Object, ByVal e As
System.EventArgs) Handles DETextBox05.TextChanged
    ' -Store in global memory the value selected by the user
    System.Web.HttpContext.Current.Session("DEParameter05DF") = (CType(sender,
TextBox)).Text
    ' -Initialize the value for the corresponding Drop Down parameter
    System.Web.HttpContext.Current.Session("DEParameter05DD") = "<not used>"
End Sub

Protected Sub DETextBox06_TextChanged(ByVal sender As Object, ByVal e As
System.EventArgs) Handles DETextBox06.TextChanged
    ' -Store in global memory the value selected by the user
    System.Web.HttpContext.Current.Session("DEParameter06DF") = (CType(sender,
TextBox)).Text
    ' -Initialize the value for the corresponding Drop Down parameter
    System.Web.HttpContext.Current.Session("DEParameter06DD") = "<not used>"
End Sub

Protected Sub DETextBox07_TextChanged(ByVal sender As Object, ByVal e As
System.EventArgs) Handles DETextBox07.TextChanged
    ' -Store in global memory the value selected by the user
    System.Web.HttpContext.Current.Session("DEParameter07DF") = (CType(sender,
TextBox)).Text
    ' -Initialize the value for the corresponding Drop Down parameter
    System.Web.HttpContext.Current.Session("DEParameter07DD") = "<not used>"
```

Code Block A - Default.aspx.vb Addition of the DataEditor Tool Subs above the End Class statement

```
End Sub

Protected Sub DETextBox08_TextChanged(ByVal sender As Object, ByVal e As
System.EventArgs) Handles DETextBox08.TextChanged
    ' -Store in global memory the value selected by the user
    System.Web.HttpContext.Current.Session("DEParameter08DF") = (CType(sender,
TextBox)).Text
    ' -Initialize the value for the corresponding Drop Down parameter
    System.Web.HttpContext.Current.Session("DEParameter08DD") = "<not used>"
End Sub

Protected Sub DETextBox09_TextChanged(ByVal sender As Object, ByVal e As
System.EventArgs) Handles DETextBox09.TextChanged
    ' -Store in global memory the value selected by the user
    System.Web.HttpContext.Current.Session("DEParameter09DF") = (CType(sender,
TextBox)).Text
    ' -Initialize the value for the corresponding Drop Down parameter
    System.Web.HttpContext.Current.Session("DEParameter09DD") = "<not used>"
End Sub

Protected Sub DETextBox10_TextChanged(ByVal sender As Object, ByVal e As
System.EventArgs) Handles DETextBox10.TextChanged
    ' -Store in global memory the value selected by the user
    System.Web.HttpContext.Current.Session("DEParameter10DF") = (CType(sender,
TextBox)).Text
    ' -Initialize the value for the corresponding Drop Down parameter
    System.Web.HttpContext.Current.Session("DEParameter10DD") = "<not used>"
End Sub

Protected Sub DETextBox11_TextChanged(ByVal sender As Object, ByVal e As
System.EventArgs) Handles DETextBox11.TextChanged
    ' -Store in global memory the value selected by the user
    System.Web.HttpContext.Current.Session("DEParameter11DF") = (CType(sender,
TextBox)).Text
    ' -Initialize the value for the corresponding Drop Down parameter
    System.Web.HttpContext.Current.Session("DEParameter11DD") = "<not used>"
End Sub

Protected Sub DETextBox12_TextChanged(ByVal sender As Object, ByVal e As
System.EventArgs) Handles DETextBox12.TextChanged
    ' -Store in global memory the value selected by the user
    System.Web.HttpContext.Current.Session("DEParameter12DF") = (CType(sender,
TextBox)).Text
    ' -Initialize the value for the corresponding Drop Down parameter
    System.Web.HttpContext.Current.Session("DEParameter12DD") = "<not used>"
End Sub

Protected Sub DETextBox13_TextChanged(ByVal sender As Object, ByVal e As
System.EventArgs) Handles DETextBox13.TextChanged
    ' -Store in global memory the value selected by the user
    System.Web.HttpContext.Current.Session("DEParameter13DF") = (CType(sender,
TextBox)).Text
```

Code Block A - Default.aspx.vb Addition of the DataEditor Tool Subs above the End Class statement

```

        ' -Initialize the value for the corresponding Drop Down parameter
        System.Web.HttpContext.Current.Session("DEParameter13DD") = "<not used>"
    End Sub

    Protected Sub DETextBox14_TextChanged(ByVal sender As Object, ByVal e As
System.EventArgs) Handles DETextBox14.TextChanged
        '
        ' -Store in global memory the value selected by the user
        System.Web.HttpContext.Current.Session("DEParameter14DF") = (CType(sender,
TextBox)).Text
        '
        ' -Initialize the value for the corresponding Drop Down parameter
        System.Web.HttpContext.Current.Session("DEParameter14DD") = "<not used>"
    End Sub

    Protected Sub DETextBox15_TextChanged(ByVal sender As Object, ByVal e As
System.EventArgs) Handles DETextBox15.TextChanged
        '
        ' -Store in global memory the value selected by the user
        System.Web.HttpContext.Current.Session("DEParameter15DF") = (CType(sender,
TextBox)).Text
        '
        ' -Initialize the value for the corresponding Drop Down parameter
        System.Web.HttpContext.Current.Session("DEParameter15DD") = "<not used>"
    End Sub

    Protected Sub DETextBox16_TextChanged(ByVal sender As Object, ByVal e As
System.EventArgs) Handles DETextBox16.TextChanged
        '
        ' -Store in global memory the value selected by the user
        System.Web.HttpContext.Current.Session("DEParameter16DF") = (CType(sender,
TextBox)).Text
        '
        ' -Initialize the value for the corresponding Drop Down parameter
        System.Web.HttpContext.Current.Session("DEParameter16DD") = "<not used>"
    End Sub

    Protected Sub DETextBox17_TextChanged(ByVal sender As Object, ByVal e As
System.EventArgs) Handles DETextBox17.TextChanged
        '
        ' -Store in global memory the value selected by the user
        System.Web.HttpContext.Current.Session("DEParameter17DF") = (CType(sender,
TextBox)).Text
        '
        ' -Initialize the value for the corresponding Drop Down parameter
        System.Web.HttpContext.Current.Session("DEParameter17DD") = "<not used>"
    End Sub

    Protected Sub DETextBox18_TextChanged(ByVal sender As Object, ByVal e As
System.EventArgs) Handles DETextBox18.TextChanged
        '
        ' -Store in global memory the value selected by the user
        System.Web.HttpContext.Current.Session("DEParameter18DF") = (CType(sender,
TextBox)).Text
        '
        ' -Initialize the value for the corresponding Drop Down parameter
        System.Web.HttpContext.Current.Session("DEParameter18DD") = "<not used>"
    End Sub

    Protected Sub DETextBox19_TextChanged(ByVal sender As Object, ByVal e As
System.EventArgs) Handles DETextBox19.TextChanged
        '
        ' -Store in global memory the value selected by the user

```

Code Block A - Default.aspx.vb Addition of the DataEditor Tool Subs above the End Class statement

```

        System.Web.HttpContext.Current.Session("DEParameter19DF") = (CType(sender,
        TextBox)).Text
    '
    ' -Initialize the value for the corresponding Drop Down parameter
        System.Web.HttpContext.Current.Session("DEParameter19DD") = "<not used>"
    End Sub

    Protected Sub DETextBox20_TextChanged(ByVal sender As Object, ByVal e As
    System.EventArgs) Handles DETextBox20.TextChanged
    '
    ' -Store in global memory the value selected by the user
        System.Web.HttpContext.Current.Session("DEParameter20DF") = (CType(sender,
        TextBox)).Text
    '
    ' -Initialize the value for the corresponding Drop Down parameter
        System.Web.HttpContext.Current.Session("DEParameter20DD") = "<not used>"
    End Sub

    Protected Sub DETextBox21_TextChanged(ByVal sender As Object, ByVal e As
    System.EventArgs) Handles DETextBox21.TextChanged
    '
    ' -Store in global memory the value selected by the user
        System.Web.HttpContext.Current.Session("DEParameter21DF") = (CType(sender,
        TextBox)).Text
    '
    ' -Initialize the value for the corresponding Drop Down parameter
        System.Web.HttpContext.Current.Session("DEParameter21DD") = "<not used>"
    End Sub

    Protected Sub DETextBox22_TextChanged(ByVal sender As Object, ByVal e As
    System.EventArgs) Handles DETextBox22.TextChanged
    '
    ' -Store in global memory the value selected by the user
        System.Web.HttpContext.Current.Session("DEParameter22DF") = (CType(sender,
        TextBox)).Text
    '
    ' -Initialize the value for the corresponding Drop Down parameter
        System.Web.HttpContext.Current.Session("DEParameter22DD") = "<not used>"
    End Sub

    Protected Sub DETextBox23_TextChanged(ByVal sender As Object, ByVal e As
    System.EventArgs) Handles DETextBox23.TextChanged
    '
    ' -Store in global memory the value selected by the user
        System.Web.HttpContext.Current.Session("DEParameter23DF") = (CType(sender,
        TextBox)).Text
    '
    ' -Initialize the value for the corresponding Drop Down parameter
        System.Web.HttpContext.Current.Session("DEParameter23DD") = "<not used>"
    End Sub

    Protected Sub DETextBox24_TextChanged(ByVal sender As Object, ByVal e As
    System.EventArgs) Handles DETextBox24.TextChanged
    '
    ' -Store in global memory the value selected by the user
        System.Web.HttpContext.Current.Session("DEParameter24DF") = (CType(sender,
        TextBox)).Text
    '
    ' -Initialize the value for the corresponding Drop Down parameter
        System.Web.HttpContext.Current.Session("DEParameter24DD") = "<not used>"
    End Sub

    Protected Sub DETextBox25_TextChanged(ByVal sender As Object, ByVal e As
    System.EventArgs) Handles DETextBox25.TextChanged

```

Code Block A - Default.aspx.vb Addition of the DataEditor Tool Subs above the End Class statement

```
        ' -Store in global memory the value selected by the user
        System.Web.HttpContext.Current.Session("DEParameter25DF") = (CType(sender,
TextBox)).Text
    '
    ' -Initialize the value for the corresponding Drop Down parameter
    System.Web.HttpContext.Current.Session("DEParameter25DD") = "<not used>"
End Sub

    Protected Sub DETextBox26_TextChanged(ByVal sender As Object, ByVal e As
System.EventArgs) Handles DETextBox26.TextChanged
    '
    ' -Store in global memory the value selected by the user
    System.Web.HttpContext.Current.Session("DEParameter26DF") = (CType(sender,
TextBox)).Text
    '
    ' -Initialize the value for the corresponding Drop Down parameter
    System.Web.HttpContext.Current.Session("DEParameter26DD") = "<not used>"
End Sub

    Protected Sub DETextBox27_TextChanged(ByVal sender As Object, ByVal e As
System.EventArgs) Handles DETextBox27.TextChanged
    '
    ' -Store in global memory the value selected by the user
    System.Web.HttpContext.Current.Session("DEParameter27DF") = (CType(sender,
TextBox)).Text
    '
    ' -Initialize the value for the corresponding Drop Down parameter
    System.Web.HttpContext.Current.Session("DEParameter27DD") = "<not used>"
End Sub

    Protected Sub DETextBox28_TextChanged(ByVal sender As Object, ByVal e As
System.EventArgs) Handles DETextBox28.TextChanged
    '
    ' -Store in global memory the value selected by the user
    System.Web.HttpContext.Current.Session("DEParameter28DF") = (CType(sender,
TextBox)).Text
    '
    ' -Initialize the value for the corresponding Drop Down parameter
    System.Web.HttpContext.Current.Session("DEParameter28DD") = "<not used>"
End Sub

    Protected Sub DETextBox29_TextChanged(ByVal sender As Object, ByVal e As
System.EventArgs) Handles DETextBox29.TextChanged
    '
    ' -Store in global memory the value selected by the user
    System.Web.HttpContext.Current.Session("DEParameter29DF") = (CType(sender,
TextBox)).Text
    '
    ' -Initialize the value for the corresponding Drop Down parameter
    System.Web.HttpContext.Current.Session("DEParameter29DD") = "<not used>"
End Sub

    Protected Sub DETextBox30_TextChanged(ByVal sender As Object, ByVal e As
System.EventArgs) Handles DETextBox30.TextChanged
    '
    ' -Store in global memory the value selected by the user
    System.Web.HttpContext.Current.Session("DEParameter30DF") = (CType(sender,
TextBox)).Text
    '
    ' -Initialize the value for the corresponding Drop Down parameter
    System.Web.HttpContext.Current.Session("DEParameter30DD") = "<not used>"
End Sub
```

Code Block A - Default.aspx.vb Addition of the DataEditor Tool Subs above the End Class statement

```

<esri:Toolbar ID="Toolbar1" runat="server" BuddyControlType="Map"
Group="Toolbar1_Group" Height="28px" ToolbarItemDefaultStyle-BackColor="Transparent"
ToolbarItemDefaultStyle-Font-Names="Arial" ToolbarItemDefaultStyle-Font-
Size="Smaller" ToolbarItemDefaultStyle-BackColor="Transparent"
ToolbarItemDisabledStyle-Font-Names="Arial" ToolbarItemDisabledStyle-Font-
Size="Smaller" ToolbarItemDisabledStyle-ForeColor="Gray" ToolbarItemHoverStyle-Font-
Bold="True" ToolbarItemHoverStyle-Font-Italic="True" ToolbarItemHoverStyle-Font-
Names="Arial" ToolbarItemHoverStyle-Font-Size="Smaller" ToolbarItemSelectedStyle-
BackColor="WhiteSmoke" ToolbarItemSelectedStyle-Font-Bold="True"
ToolbarItemSelectedStyle-Font-Names="Arial" ToolbarItemSelectedStyle-Font-
Size="Smaller" ToolbarStyle="ImageOnly" WebResourceLocation="/aspnet_client/ESRI/
WebADF/" Width="500px" ToolbarItemHoverStyle-BorderColor="Black"
ToolbarItemSelectedStyle-BorderColor="Black" CurrentTool="MapPan" Alignment="Right"
ToolbarItemDefaultStyle-BorderColor="Transparent" CssClass="appFloat2"
ToolbarItemHoverStyle-BackColor="White">

```

Code Block B - Default.aspx Modification, Toolbar Default Tool and Toolbar Width Properties  
a few lines below the <%-- Link and Tool bar --%> tag

```

<esri:Tool ClientAction="hideShowActiveLayerDialog(); hideProcessMessage();
hideMapTip(); MapPoint('Map1', '%toolbarItem%', true, 'crosshair');" DefaultImage="~/
Images/DATEDIT1.GIF" JavaScriptFile="" Name="DatModAttributes"
ServerActionAssembly="App_Code" ServerActionClass="DatModAttributes"
Text="DataEditor" ToolTip="Edit Feature Attributes" />

<esri:Command BuddyItem="LoadDatAtts" ClientAction="" DefaultImage="~/Images/
DATEDIT2.GIF" JavaScriptFile="" Name="DatLoadAttributes"
ServerActionAssembly="App_Code" ServerActionClass="DatLoadAttributes" ToolTip="Reload
the Theme Attribute Data File" />

<esri:Tool ClientAction="hideShowActiveLayerDialog(); hideProcessMessage();
hideMapTip(); MapPoint('Map1', '%toolbarItem%', true, 'crosshair');" DefaultImage="~/
Images/MapTip.GIF" JavaScriptFile="" Name="DatMapTips"
ServerActionAssembly="App_Code" ServerActionClass="DatMapTips" Text="MapTips"
ToolTip="Map Tips" />

```

Code Block C - Default.aspx Modification, Addition of the Three DataEditor Tools to the Application's Toolbar  
immediately above the <esri:Tool DefaultImage="esriZoomIn.png" Text="Zoom In" tag



```
<!-- -->
<!-- This DIV is the MapTips Message box -->
<!-- -->
    <div id="MapTipDiv" style="border-style: solid; border-bottom-width:1px; border-
right-width:1px; border-left-width:1px; border-top-width:1px; z-index:500;
position:absolute; background-color:White; border-color:Gray; width:400px;
height:120px; top:0px; left:0px; display:block; visibility:hidden">
    <!-- -->
        <!-- This DIV is the MapTips dialog's title bar -->
            <div style="position:absolute; color:White; font-family:Arial; font-
style:italic; background-color:Black; width:100%; height:18px; font-weight:bold;
font-size:small; top:0%; left:0%;" onmousedown="setMoving('MapTipDiv')">
                <!-- This is the title bar's caption -->
                    <asp:Label ID="lblMapTipTitle" runat="server" style=" font-weight:bold;
font-family:Arial; font-size:small; text-align:left; color:White; position:absolute;
left:2px; top:0px; width: 376px;" Text="Process Message" />
                    <!-- This is the title bar's dismiss button; X icon is controlled by the
style tag -->
                        <asp:Image ID="imgCloseMapTip" ImageUrl="images/dismiss.png"
runat="server" AlternateText="Close dialog" onclick="hideMapTip();" style="right:
0px; font-weight:bold; font-family:Arial; font-size:9pt; position:absolute; top: 0px"
/>
                </div>

                <asp:Label ID="lblMapTip" runat="server" style=" font-style:normal; font-
weight:normal; font-family:Arial; font-size:10pt; text-align:left; color:Black;
position:absolute; left:11px; top:36px; width: 380px;" Text="Processing message" />

                <!-- Define the client-side Javascript code -->
                <script type="text/javascript" language="javascript">

                    function showMapTip(title, message, xStr, yStr, wStr, hStr) {
                        if (title == null) title = "Process Message";
                        if (title.length == 0) title = "Process Message";
                        if (message == null) title = "Unknown error has occurred.";
                        if (message.length == 0) title = "Unknown error has occurred.";
                        document.getElementById('lblMapTipTitle').innerHTML = title;
                        document.getElementById('lblMapTip').innerHTML = message;
                        document.getElementById('MapTipDiv').style.left = xStr;
                        document.getElementById('MapTipDiv').style.top = yStr;
                        document.getElementById('MapTipDiv').style.width = wStr;
                        document.getElementById('MapTipDiv').style.height = hStr;
                        document.getElementById('MapTipDiv').style.visibility = 'visible';
                    }
                    function hideMapTip() {
                        document.getElementById('MapTipDiv').style.visibility = 'hidden';
                    }
                </script>
            </div>
    <!-- This DIV is the MapTips Message box -->
```

Code Block D - Default.aspx Modification, Addition of the Map Tips Message Box via the DIV tag

```

<!-- -->
<!-- This DIV is the DataEditor Dialog box -->
<!-- -->
    <div id="DataEditorDiv" style="border-style: solid; border-bottom-width:1px;
border-right-width:1px; border-left-width:1px; border-top-width:1px; z-index:500;
position:absolute; background-color:White; border-color:Gray; width:600px;
height:120px; top:0px; left:0px; display:block; visibility:hidden" >
    <!-- -->
    <!-- This DIV is the DataEditor dialog's title bar -->
    <div style="position:absolute; color:White; font-family:Arial; font-
style:italic; background-color:Black; width:100%; height:18px; font-weight:bold;
font-size:small; top:0%; left:0%;" onmousedown="setMoving('DataEditorDiv')">
    <!-- This is the title bar's caption -->
    <asp:Label ID="lblDataEditorTitle" runat="server" style=" font-
weight:bold; font-family:Arial; font-size:small; text-align:left; color:White;
position:absolute; left:2px; top:0px; width: 376px;" Text="Edit Feature Attributes" /
>
    <!-- This is the title bar's dismiss button; X icon is controlled by the
style tag -->
    <asp:Image ID="imgCloseDataEditor" ImageUrl="images/dismiss.png"
runat="server" AlternateText="Close dialog" onclick="hideDataEditor();" style="right:
0px; font-weight:bold; font-family:Arial; font-size:9pt; position:absolute; top: 0px"
/>
    </div>
    <!-- -->
    <!-- Define all of the available parameter label controls -->
    <asp:Label ID="DELabel01" runat="server" style=" font-style:italic; font-
weight:bold; font-family:Arial; font-size:10pt; text-align:left; color:Navy;
position:absolute; left:5px; top:35px; width: 225px; visibility:hidden"
Text="Parameter 01:" AutoPostBack="false" />
    <asp:Label ID="DELabel02" runat="server" style=" font-style:italic; font-
weight:bold; font-family:Arial; font-size:10pt; text-align:left; color:Navy;
position:absolute; left:5px; top:65px; width: 225px; visibility:hidden"
Text="Parameter 02:" AutoPostBack="false" />
    <asp:Label ID="DELabel03" runat="server" style=" font-style:italic; font-
weight:bold; font-family:Arial; font-size:10pt; text-align:left; color:Navy;
position:absolute; left:5px; top:95px; width: 225px; visibility:hidden"
Text="Parameter 03:" AutoPostBack="false" />
    <asp:Label ID="DELabel04" runat="server" style=" font-style:italic; font-
weight:bold; font-family:Arial; font-size:10pt; text-align:left; color:Navy;
position:absolute; left:5px; top:125px; width: 225px; visibility:hidden"
Text="Parameter 04:" AutoPostBack="false" />
    <asp:Label ID="DELabel05" runat="server" style=" font-style:italic; font-
weight:bold; font-family:Arial; font-size:10pt; text-align:left; color:Navy;
position:absolute; left:5px; top:155px; width: 225px; visibility:hidden"
Text="Parameter 05:" AutoPostBack="false" />
    <asp:Label ID="DELabel06" runat="server" style=" font-style:italic; font-
weight:bold; font-family:Arial; font-size:10pt; text-align:left; color:Navy;
position:absolute; left:5px; top:185px; width: 225px; visibility:hidden"
Text="Parameter 06:" AutoPostBack="false" />
    <asp:Label ID="DELabel07" runat="server" style=" font-style:italic; font-
weight:bold; font-family:Arial; font-size:10pt; text-align:left; color:Navy;
position:absolute; left:5px; top:215px; width: 225px; visibility:hidden"
Text="Parameter 07:" AutoPostBack="false" />
    <asp:Label ID="DELabel08" runat="server" style=" font-style:italic; font-
weight:bold; font-family:Arial; font-size:10pt; text-align:left; color:Navy;
position:absolute; left:5px; top:245px; width: 225px; visibility:hidden"
Text="Parameter 08:" AutoPostBack="false" />
    <asp:Label ID="DELabel09" runat="server" style=" font-style:italic; font-
weight:bold; font-family:Arial; font-size:10pt; text-align:left; color:Navy;
position:absolute; left:5px; top:275px; width: 225px; visibility:hidden"
Text="Parameter 09:" AutoPostBack="false" />
    <asp:Label ID="DELabel10" runat="server" style=" font-style:italic; font-
weight:bold; font-family:Arial; font-size:10pt; text-align:left; color:Navy;

```

Code Block E - Default.aspx Modification, Addition of the DataEditor Dialog Box via the DIV tag

```
position:absolute; left:5px; top:305px; width: 225px; visibility:hidden"
Text="Parameter 10:" AutoPostBack="false" />
    <asp:Label ID="DELabel11" runat="server" style=" font-style:italic; font-
weight:bold; font-family:Arial; font-size:10pt; text-align:left; color:Navy;
position:absolute; left:5px; top:335px; width: 225px; visibility:hidden"
Text="Parameter 11:" AutoPostBack="false" />
    <asp:Label ID="DELabel12" runat="server" style=" font-style:italic; font-
weight:bold; font-family:Arial; font-size:10pt; text-align:left; color:Navy;
position:absolute; left:5px; top:365px; width: 225px; visibility:hidden"
Text="Parameter 12:" AutoPostBack="false" />
    <asp:Label ID="DELabel13" runat="server" style=" font-style:italic; font-
weight:bold; font-family:Arial; font-size:10pt; text-align:left; color:Navy;
position:absolute; left:5px; top:395px; width: 225px; visibility:hidden"
Text="Parameter 13:" AutoPostBack="false" />
    <asp:Label ID="DELabel14" runat="server" style=" font-style:italic; font-
weight:bold; font-family:Arial; font-size:10pt; text-align:left; color:Navy;
position:absolute; left:5px; top:425px; width: 225px; visibility:hidden"
Text="Parameter 14:" AutoPostBack="false" />
    <asp:Label ID="DELabel15" runat="server" style=" font-style:italic; font-
weight:bold; font-family:Arial; font-size:10pt; text-align:left; color:Navy;
position:absolute; left:5px; top:455px; width: 225px; visibility:hidden"
Text="Parameter 15:" AutoPostBack="false" />
    <asp:Label ID="DELabel16" runat="server" style=" font-style:italic; font-
weight:bold; font-family:Arial; font-size:10pt; text-align:left; color:Navy;
position:absolute; left:5px; top:485px; width: 225px; visibility:hidden"
Text="Parameter 16:" AutoPostBack="false" />
    <asp:Label ID="DELabel17" runat="server" style=" font-style:italic; font-
weight:bold; font-family:Arial; font-size:10pt; text-align:left; color:Navy;
position:absolute; left:5px; top:515px; width: 225px; visibility:hidden"
Text="Parameter 17:" AutoPostBack="false" />
    <asp:Label ID="DELabel18" runat="server" style=" font-style:italic; font-
weight:bold; font-family:Arial; font-size:10pt; text-align:left; color:Navy;
position:absolute; left:5px; top:545px; width: 225px; visibility:hidden"
Text="Parameter 18:" AutoPostBack="false" />
    <asp:Label ID="DELabel19" runat="server" style=" font-style:italic; font-
weight:bold; font-family:Arial; font-size:10pt; text-align:left; color:Navy;
position:absolute; left:5px; top:575px; width: 225px; visibility:hidden"
Text="Parameter 19:" AutoPostBack="false" />
    <asp:Label ID="DELabel20" runat="server" style=" font-style:italic; font-
weight:bold; font-family:Arial; font-size:10pt; text-align:left; color:Navy;
position:absolute; left:5px; top:605px; width: 225px; visibility:hidden"
Text="Parameter 20:" AutoPostBack="false" />
    <asp:Label ID="DELabel21" runat="server" style=" font-style:italic; font-
weight:bold; font-family:Arial; font-size:10pt; text-align:left; color:Navy;
position:absolute; left:5px; top:635px; width: 225px; visibility:hidden"
Text="Parameter 21:" AutoPostBack="false" />
    <asp:Label ID="DELabel22" runat="server" style=" font-style:italic; font-
weight:bold; font-family:Arial; font-size:10pt; text-align:left; color:Navy;
position:absolute; left:5px; top:665px; width: 225px; visibility:hidden"
Text="Parameter 22:" AutoPostBack="false" />
    <asp:Label ID="DELabel23" runat="server" style=" font-style:italic; font-
weight:bold; font-family:Arial; font-size:10pt; text-align:left; color:Navy;
position:absolute; left:5px; top:695px; width: 225px; visibility:hidden"
Text="Parameter 23:" AutoPostBack="false" />
    <asp:Label ID="DELabel24" runat="server" style=" font-style:italic; font-
weight:bold; font-family:Arial; font-size:10pt; text-align:left; color:Navy;
position:absolute; left:5px; top:725px; width: 225px; visibility:hidden"
Text="Parameter 24:" AutoPostBack="false" />
    <asp:Label ID="DELabel25" runat="server" style=" font-style:italic; font-
weight:bold; font-family:Arial; font-size:10pt; text-align:left; color:Navy;
position:absolute; left:5px; top:755px; width: 225px; visibility:hidden"
Text="Parameter 25:" AutoPostBack="false" />
    <asp:Label ID="DELabel26" runat="server" style=" font-style:italic; font-
weight:bold; font-family:Arial; font-size:10pt; text-align:left; color:Navy;
```

Code Block E - Default.aspx Modification, Addition of the DataEditor Dialog Box via the DIV tag

```

position:absolute; left:5px; top:785px; width: 225px; visibility:hidden"
Text="Parameter 26:" AutoPostBack="false" />
    <asp:Label ID="DELabel27" runat="server" style=" font-style:italic; font-
weight:bold; font-family:Arial; font-size:10pt; text-align:left; color:Navy;
position:absolute; left:5px; top:815px; width: 225px; visibility:hidden"
Text="Parameter 27:" AutoPostBack="false" />
    <asp:Label ID="DELabel28" runat="server" style=" font-style:italic; font-
weight:bold; font-family:Arial; font-size:10pt; text-align:left; color:Navy;
position:absolute; left:5px; top:845px; width: 225px; visibility:hidden"
Text="Parameter 28:" AutoPostBack="false" />
    <asp:Label ID="DELabel29" runat="server" style=" font-style:italic; font-
weight:bold; font-family:Arial; font-size:10pt; text-align:left; color:Navy;
position:absolute; left:5px; top:875px; width: 225px; visibility:hidden"
Text="Parameter 29:" AutoPostBack="false" />
    <asp:Label ID="DELabel30" runat="server" style=" font-style:italic; font-
weight:bold; font-family:Arial; font-size:10pt; text-align:left; color:Navy;
position:absolute; left:5px; top:905px; width: 225px; visibility:hidden"
Text="Parameter 30:" AutoPostBack="false" />
    <!-- -->
    <!-- Define all of the available button, data field and drop-down list -->
    <!-- controls (a maximum of 30). -->
    <!--
    <!-- Note, for a generic drop-down list control, as defined below, the -->
    <!-- number of options that appear within the control must be greater -->
    <!-- than or equal to the actual number of options that are to appear -->
    <!-- for the control. All of the drop-down list controls below have a -->
    <!-- default of 11 options specified, this should be changed for any -->
    <!-- control that is to have more than 11 options in the drop-down list -->
    <asp:UpdatePanel ID="UpdatePanelDE" runat="server" UpdateMode="Conditional">
        <ContentTemplate>
            <asp:Button ID="btnDEOK" runat="server" Text="OK" Height="25px"
Width="60px" style="left: 495px; font-weight:bold; font-family:Arial; font-size:9pt;
position:absolute; top: 35px" />
            <asp:Button ID="btnDECcancel" runat="server" Text="Cancel"
Height="25px" Width="60px" style="left: 495px; font-weight:bold; font-family:Arial;
font-size:9pt; position:absolute; top: 65px" />
            <asp:TextBox ID="DETextBox01" runat="server" Width="225px" onfocus=""
style="left: 245px; position: absolute; top: 35px; visibility:hidden" Text="0.0" />
            <asp:TextBox ID="DETextBox02" runat="server" Width="225px" onfocus=""
style="left: 245px; position: absolute; top: 65px; visibility:hidden" Text="0.0" />
            <asp:TextBox ID="DETextBox03" runat="server" Width="225px" onfocus=""
style="left: 245px; position: absolute; top: 95px; visibility:hidden" Text="0.0" />
            <asp:TextBox ID="DETextBox04" runat="server" Width="225px" onfocus=""
style="left: 245px; position: absolute; top: 125px; visibility:hidden" Text="0.0" />
            <asp:TextBox ID="DETextBox05" runat="server" Width="225px" onfocus=""
style="left: 245px; position: absolute; top: 155px; visibility:hidden" Text="0.0" />
            <asp:TextBox ID="DETextBox06" runat="server" Width="225px" onfocus=""
style="left: 245px; position: absolute; top: 185px; visibility:hidden" Text="0.0" />
            <asp:TextBox ID="DETextBox07" runat="server" Width="225px" onfocus=""
style="left: 245px; position: absolute; top: 215px; visibility:hidden" Text="0.0" />
            <asp:TextBox ID="DETextBox08" runat="server" Width="225px" onfocus=""
style="left: 245px; position: absolute; top: 245px; visibility:hidden" Text="0.0" />
            <asp:TextBox ID="DETextBox09" runat="server" Width="225px" onfocus=""
style="left: 245px; position: absolute; top: 275px; visibility:hidden" Text="0.0" />
            <asp:TextBox ID="DETextBox10" runat="server" Width="225px" onfocus=""
style="left: 245px; position: absolute; top: 305px; visibility:hidden" Text="0.0" />
            <asp:TextBox ID="DETextBox11" runat="server" Width="225px" onfocus=""
style="left: 245px; position: absolute; top: 335px; visibility:hidden" Text="0.0" />
            <asp:TextBox ID="DETextBox12" runat="server" Width="225px" onfocus=""
style="left: 245px; position: absolute; top: 365px; visibility:hidden" Text="0.0" />
            <asp:TextBox ID="DETextBox13" runat="server" Width="225px" onfocus=""
style="left: 245px; position: absolute; top: 395px; visibility:hidden" Text="0.0" />
            <asp:TextBox ID="DETextBox14" runat="server" Width="225px" onfocus=""
style="left: 245px; position: absolute; top: 425px; visibility:hidden" Text="0.0" />

```

Code Block E - Default.aspx Modification, Addition of the DataEditor Dialog Box via the DIV tag

```

        <asp:TextBox ID="DETextBox15" runat="server" Width="225px" onfocus=""
style="left: 245px; position: absolute; top: 455px; visibility:hidden" Text="0.0" />
        <asp:TextBox ID="DETextBox16" runat="server" Width="225px" onfocus=""
style="left: 245px; position: absolute; top: 485px; visibility:hidden" Text="0.0" />
        <asp:TextBox ID="DETextBox17" runat="server" Width="225px" onfocus=""
style="left: 245px; position: absolute; top: 515px; visibility:hidden" Text="0.0" />
        <asp:TextBox ID="DETextBox18" runat="server" Width="225px" onfocus=""
style="left: 245px; position: absolute; top: 545px; visibility:hidden" Text="0.0" />
        <asp:TextBox ID="DETextBox19" runat="server" Width="225px" onfocus=""
style="left: 245px; position: absolute; top: 575px; visibility:hidden" Text="0.0" />
        <asp:TextBox ID="DETextBox20" runat="server" Width="225px" onfocus=""
style="left: 245px; position: absolute; top: 605px; visibility:hidden" Text="0.0" />
        <asp:TextBox ID="DETextBox21" runat="server" Width="225px" onfocus=""
style="left: 245px; position: absolute; top: 635px; visibility:hidden" Text="0.0" />
        <asp:TextBox ID="DETextBox22" runat="server" Width="225px" onfocus=""
style="left: 245px; position: absolute; top: 665px; visibility:hidden" Text="0.0" />
        <asp:TextBox ID="DETextBox23" runat="server" Width="225px" onfocus=""
style="left: 245px; position: absolute; top: 695px; visibility:hidden" Text="0.0" />
        <asp:TextBox ID="DETextBox24" runat="server" Width="225px" onfocus=""
style="left: 245px; position: absolute; top: 725px; visibility:hidden" Text="0.0" />
        <asp:TextBox ID="DETextBox25" runat="server" Width="225px" onfocus=""
style="left: 245px; position: absolute; top: 755px; visibility:hidden" Text="0.0" />
        <asp:TextBox ID="DETextBox26" runat="server" Width="225px" onfocus=""
style="left: 245px; position: absolute; top: 785px; visibility:hidden" Text="0.0" />
        <asp:TextBox ID="DETextBox27" runat="server" Width="225px" onfocus=""
style="left: 245px; position: absolute; top: 815px; visibility:hidden" Text="0.0" />
        <asp:TextBox ID="DETextBox28" runat="server" Width="225px" onfocus=""
style="left: 245px; position: absolute; top: 845px; visibility:hidden" Text="0.0" />
        <asp:TextBox ID="DETextBox29" runat="server" Width="225px" onfocus=""
style="left: 245px; position: absolute; top: 875px; visibility:hidden" Text="0.0" />
        <asp:TextBox ID="DETextBox30" runat="server" Width="225px" onfocus=""
style="left: 245px; position: absolute; top: 905px; visibility:hidden" Text="0.0" />
        <asp:DropDownList ID="DEDropDownList01" style="left: 245px; position:
absolute; top: 35px; visibility:hidden" runat="server" Width="225px"
OnSelectedIndexChanged="DEDropDownList01_SelectedIndexChanged" >
            <asp:listitem value="0">Select one</asp:listitem>
            <asp:listitem value="1">Item 1</asp:listitem>
            <asp:listitem value="2">Item 2</asp:listitem>
            <asp:listitem value="3">Item 3</asp:listitem>
            <asp:listitem value="4">Item 4</asp:listitem>
            <asp:listitem value="5">Item 5</asp:listitem>
            <asp:listitem value="6">Item 6</asp:listitem>
            <asp:listitem value="7">Item 7</asp:listitem>
            <asp:listitem value="8">Item 8</asp:listitem>
            <asp:listitem value="9">Item 9</asp:listitem>
            <asp:listitem value="10">Item 10</asp:listitem>
        </asp:DropDownList>
        <asp:DropDownList ID="DEDropDownList02" style="left: 245px; position:
absolute; top: 65px; visibility:hidden" runat="server" Width="225px"
OnSelectedIndexChanged="DEDropDownList02_SelectedIndexChanged" >
            <asp:listitem value="0">Select one</asp:listitem>
            <asp:listitem value="1">Item 1</asp:listitem>
            <asp:listitem value="2">Item 2</asp:listitem>
            <asp:listitem value="3">Item 3</asp:listitem>
            <asp:listitem value="4">Item 4</asp:listitem>
            <asp:listitem value="5">Item 5</asp:listitem>
            <asp:listitem value="6">Item 6</asp:listitem>
            <asp:listitem value="7">Item 7</asp:listitem>
            <asp:listitem value="8">Item 8</asp:listitem>
            <asp:listitem value="9">Item 9</asp:listitem>
            <asp:listitem value="10">Item 10</asp:listitem>
        </asp:DropDownList>
        <asp:DropDownList ID="DEDropDownList03" style="left: 245px; position:
absolute; top: 95px; visibility:hidden" runat="server" Width="225px"

```

Code Block E - Default.aspx Modification, Addition of the DataEditor Dialog Box via the DIV tag

```

OnSelectedIndexChanged="DEDropDownList03_SelectedIndexChanged" >
    <asp:listitem value="0">Select one</asp:listitem>
    <asp:listitem value="1">Item 1</asp:listitem>
    <asp:listitem value="2">Item 2</asp:listitem>
    <asp:listitem value="3">Item 3</asp:listitem>
    <asp:listitem value="4">Item 4</asp:listitem>
    <asp:listitem value="5">Item 5</asp:listitem>
    <asp:listitem value="6">Item 6</asp:listitem>
    <asp:listitem value="7">Item 7</asp:listitem>
    <asp:listitem value="8">Item 8</asp:listitem>
    <asp:listitem value="9">Item 9</asp:listitem>
    <asp:listitem value="10">Item 10</asp:listitem>
</asp:DropDownList>
    <asp:DropDownList ID="DEDropDownList04" style="left: 245px; position:
absolute; top: 125px; visibility:hidden" runat="server" Width="225px"
OnSelectedIndexChanged="DEDropDownList04_SelectedIndexChanged" >
    <asp:listitem value="0">Select one</asp:listitem>
    <asp:listitem value="1">Item 1</asp:listitem>
    <asp:listitem value="2">Item 2</asp:listitem>
    <asp:listitem value="3">Item 3</asp:listitem>
    <asp:listitem value="4">Item 4</asp:listitem>
    <asp:listitem value="5">Item 5</asp:listitem>
    <asp:listitem value="6">Item 6</asp:listitem>
    <asp:listitem value="7">Item 7</asp:listitem>
    <asp:listitem value="8">Item 8</asp:listitem>
    <asp:listitem value="9">Item 9</asp:listitem>
    <asp:listitem value="10">Item 10</asp:listitem>
</asp:DropDownList>
    <asp:DropDownList ID="DEDropDownList05" style="left: 245px; position:
absolute; top: 155px; visibility:hidden" runat="server" Width="225px"
OnSelectedIndexChanged="DEDropDownList05_SelectedIndexChanged" >
    <asp:listitem value="0">Select one</asp:listitem>
    <asp:listitem value="1">Item 1</asp:listitem>
    <asp:listitem value="2">Item 2</asp:listitem>
    <asp:listitem value="3">Item 3</asp:listitem>
    <asp:listitem value="4">Item 4</asp:listitem>
    <asp:listitem value="5">Item 5</asp:listitem>
    <asp:listitem value="6">Item 6</asp:listitem>
    <asp:listitem value="7">Item 7</asp:listitem>
    <asp:listitem value="8">Item 8</asp:listitem>
    <asp:listitem value="9">Item 9</asp:listitem>
    <asp:listitem value="10">Item 10</asp:listitem>
</asp:DropDownList>
    <asp:DropDownList ID="DEDropDownList06" style="left: 245px; position:
absolute; top: 185px; visibility:hidden" runat="server" Width="225px"
OnSelectedIndexChanged="DEDropDownList06_SelectedIndexChanged" >
    <asp:listitem value="0">Select one</asp:listitem>
    <asp:listitem value="1">Item 1</asp:listitem>
    <asp:listitem value="2">Item 2</asp:listitem>
    <asp:listitem value="3">Item 3</asp:listitem>
    <asp:listitem value="4">Item 4</asp:listitem>
    <asp:listitem value="5">Item 5</asp:listitem>
    <asp:listitem value="6">Item 6</asp:listitem>
    <asp:listitem value="7">Item 7</asp:listitem>
    <asp:listitem value="8">Item 8</asp:listitem>
    <asp:listitem value="9">Item 9</asp:listitem>
    <asp:listitem value="10">Item 10</asp:listitem>
</asp:DropDownList>
    <asp:DropDownList ID="DEDropDownList07" style="left: 245px; position:
absolute; top: 215px; visibility:hidden" runat="server" Width="225px"
OnSelectedIndexChanged="DEDropDownList07_SelectedIndexChanged" >
    <asp:listitem value="0">Select one</asp:listitem>
    <asp:listitem value="1">Item 1</asp:listitem>
    <asp:listitem value="2">Item 2</asp:listitem>

```

Code Block E - Default.aspx Modification, Addition of the DataEditor Dialog Box via the DIV tag

```
        <asp:listitem value="3">Item 3</asp:listitem>
        <asp:listitem value="4">Item 4</asp:listitem>
        <asp:listitem value="5">Item 5</asp:listitem>
        <asp:listitem value="6">Item 6</asp:listitem>
        <asp:listitem value="7">Item 7</asp:listitem>
        <asp:listitem value="8">Item 8</asp:listitem>
        <asp:listitem value="9">Item 9</asp:listitem>
        <asp:listitem value="10">Item 10</asp:listitem>
    </asp:DropDownList>
    <asp:DropDownList ID="DEDropDownList08" style="left: 245px; position:
absolute; top: 245px; visibility:hidden" runat="server" Width="225px"
OnSelectedIndexChanged="DEDropDownList08_SelectedIndexChanged" >
        <asp:listitem value="0">Select one</asp:listitem>
        <asp:listitem value="1">Item 1</asp:listitem>
        <asp:listitem value="2">Item 2</asp:listitem>
        <asp:listitem value="3">Item 3</asp:listitem>
        <asp:listitem value="4">Item 4</asp:listitem>
        <asp:listitem value="5">Item 5</asp:listitem>
        <asp:listitem value="6">Item 6</asp:listitem>
        <asp:listitem value="7">Item 7</asp:listitem>
        <asp:listitem value="8">Item 8</asp:listitem>
        <asp:listitem value="9">Item 9</asp:listitem>
        <asp:listitem value="10">Item 10</asp:listitem>
    </asp:DropDownList>
    <asp:DropDownList ID="DEDropDownList09" style="left: 245px; position:
absolute; top: 275px; visibility:hidden" runat="server" Width="225px"
OnSelectedIndexChanged="DEDropDownList09_SelectedIndexChanged" >
        <asp:listitem value="0">Select one</asp:listitem>
        <asp:listitem value="1">Item 1</asp:listitem>
        <asp:listitem value="2">Item 2</asp:listitem>
        <asp:listitem value="3">Item 3</asp:listitem>
        <asp:listitem value="4">Item 4</asp:listitem>
        <asp:listitem value="5">Item 5</asp:listitem>
        <asp:listitem value="6">Item 6</asp:listitem>
        <asp:listitem value="7">Item 7</asp:listitem>
        <asp:listitem value="8">Item 8</asp:listitem>
        <asp:listitem value="9">Item 9</asp:listitem>
        <asp:listitem value="10">Item 10</asp:listitem>
    </asp:DropDownList>
    <asp:DropDownList ID="DEDropDownList10" style="left: 245px; position:
absolute; top: 305px; visibility:hidden" runat="server" Width="225px"
OnSelectedIndexChanged="DEDropDownList10_SelectedIndexChanged" >
        <asp:listitem value="0">Select one</asp:listitem>
        <asp:listitem value="1">Item 1</asp:listitem>
        <asp:listitem value="2">Item 2</asp:listitem>
        <asp:listitem value="3">Item 3</asp:listitem>
        <asp:listitem value="4">Item 4</asp:listitem>
        <asp:listitem value="5">Item 5</asp:listitem>
        <asp:listitem value="6">Item 6</asp:listitem>
        <asp:listitem value="7">Item 7</asp:listitem>
        <asp:listitem value="8">Item 8</asp:listitem>
        <asp:listitem value="9">Item 9</asp:listitem>
        <asp:listitem value="10">Item 10</asp:listitem>
    </asp:DropDownList>
    <asp:DropDownList ID="DEDropDownList11" style="left: 245px; position:
absolute; top: 335px; visibility:hidden" runat="server" Width="225px"
OnSelectedIndexChanged="DEDropDownList11_SelectedIndexChanged" >
        <asp:listitem value="0">Select one</asp:listitem>
        <asp:listitem value="1">Item 1</asp:listitem>
        <asp:listitem value="2">Item 2</asp:listitem>
        <asp:listitem value="3">Item 3</asp:listitem>
        <asp:listitem value="4">Item 4</asp:listitem>
        <asp:listitem value="5">Item 5</asp:listitem>
        <asp:listitem value="6">Item 6</asp:listitem>
```

Code Block E - Default.aspx Modification, Addition of the DataEditor Dialog Box via the DIV tag

```

        <asp:listitem value="7">Item 7</asp:listitem>
        <asp:listitem value="8">Item 8</asp:listitem>
        <asp:listitem value="9">Item 9</asp:listitem>
        <asp:listitem value="10">Item 10</asp:listitem>
    </asp:DropDownList>
    <asp:DropDownList ID="DEDropDownList12" style="left: 245px; position:
absolute; top: 365px; visibility:hidden" runat="server" Width="225px"
OnSelectedIndexChanged="DEDropDownList12_SelectedIndexChanged" >
        <asp:listitem value="0">Select one</asp:listitem>
        <asp:listitem value="1">Item 1</asp:listitem>
        <asp:listitem value="2">Item 2</asp:listitem>
        <asp:listitem value="3">Item 3</asp:listitem>
        <asp:listitem value="4">Item 4</asp:listitem>
        <asp:listitem value="5">Item 5</asp:listitem>
        <asp:listitem value="6">Item 6</asp:listitem>
        <asp:listitem value="7">Item 7</asp:listitem>
        <asp:listitem value="8">Item 8</asp:listitem>
        <asp:listitem value="9">Item 9</asp:listitem>
        <asp:listitem value="10">Item 10</asp:listitem>
    </asp:DropDownList>
    <asp:DropDownList ID="DEDropDownList13" style="left: 245px; position:
absolute; top: 395px; visibility:hidden" runat="server" Width="225px"
OnSelectedIndexChanged="DEDropDownList13_SelectedIndexChanged" >
        <asp:listitem value="0">Select one</asp:listitem>
        <asp:listitem value="1">Item 1</asp:listitem>
        <asp:listitem value="2">Item 2</asp:listitem>
        <asp:listitem value="3">Item 3</asp:listitem>
        <asp:listitem value="4">Item 4</asp:listitem>
        <asp:listitem value="5">Item 5</asp:listitem>
        <asp:listitem value="6">Item 6</asp:listitem>
        <asp:listitem value="7">Item 7</asp:listitem>
        <asp:listitem value="8">Item 8</asp:listitem>
        <asp:listitem value="9">Item 9</asp:listitem>
        <asp:listitem value="10">Item 10</asp:listitem>
    </asp:DropDownList>
    <asp:DropDownList ID="DEDropDownList14" style="left: 245px; position:
absolute; top: 425px; visibility:hidden" runat="server" Width="225px"
OnSelectedIndexChanged="DEDropDownList14_SelectedIndexChanged" >
        <asp:listitem value="0">Select one</asp:listitem>
        <asp:listitem value="1">Item 1</asp:listitem>
        <asp:listitem value="2">Item 2</asp:listitem>
        <asp:listitem value="3">Item 3</asp:listitem>
        <asp:listitem value="4">Item 4</asp:listitem>
        <asp:listitem value="5">Item 5</asp:listitem>
        <asp:listitem value="6">Item 6</asp:listitem>
        <asp:listitem value="7">Item 7</asp:listitem>
        <asp:listitem value="8">Item 8</asp:listitem>
        <asp:listitem value="9">Item 9</asp:listitem>
        <asp:listitem value="10">Item 10</asp:listitem>
    </asp:DropDownList>
    <asp:DropDownList ID="DEDropDownList15" style="left: 245px; position:
absolute; top: 455px; visibility:hidden" runat="server" Width="225px"
OnSelectedIndexChanged="DEDropDownList15_SelectedIndexChanged" >
        <asp:listitem value="0">Select one</asp:listitem>
        <asp:listitem value="1">Item 1</asp:listitem>
        <asp:listitem value="2">Item 2</asp:listitem>
        <asp:listitem value="3">Item 3</asp:listitem>
        <asp:listitem value="4">Item 4</asp:listitem>
        <asp:listitem value="5">Item 5</asp:listitem>
        <asp:listitem value="6">Item 6</asp:listitem>
        <asp:listitem value="7">Item 7</asp:listitem>
        <asp:listitem value="8">Item 8</asp:listitem>
        <asp:listitem value="9">Item 9</asp:listitem>
        <asp:listitem value="10">Item 10</asp:listitem>

```

Code Block E - Default.aspx Modification, Addition of the DataEditor Dialog Box via the DIV tag



```
</asp:DropDownList>
  <asp:DropDownList ID="DEDropDownList16" style="left: 245px; position:
absolute; top: 485px; visibility:hidden" runat="server" Width="225px"
OnSelectedIndexChanged="DEDropDownList16_SelectedIndexChanged" >
  <asp:listitem value="0">Select one</asp:listitem>
  <asp:listitem value="1">Item 1</asp:listitem>
  <asp:listitem value="2">Item 2</asp:listitem>
  <asp:listitem value="3">Item 3</asp:listitem>
  <asp:listitem value="4">Item 4</asp:listitem>
  <asp:listitem value="5">Item 5</asp:listitem>
  <asp:listitem value="6">Item 6</asp:listitem>
  <asp:listitem value="7">Item 7</asp:listitem>
  <asp:listitem value="8">Item 8</asp:listitem>
  <asp:listitem value="9">Item 9</asp:listitem>
  <asp:listitem value="10">Item 10</asp:listitem>
</asp:DropDownList>
  <asp:DropDownList ID="DEDropDownList17" style="left: 245px; position:
absolute; top: 515px; visibility:hidden" runat="server" Width="225px"
OnSelectedIndexChanged="DEDropDownList17_SelectedIndexChanged" >
  <asp:listitem value="0">Select one</asp:listitem>
  <asp:listitem value="1">Item 1</asp:listitem>
  <asp:listitem value="2">Item 2</asp:listitem>
  <asp:listitem value="3">Item 3</asp:listitem>
  <asp:listitem value="4">Item 4</asp:listitem>
  <asp:listitem value="5">Item 5</asp:listitem>
  <asp:listitem value="6">Item 6</asp:listitem>
  <asp:listitem value="7">Item 7</asp:listitem>
  <asp:listitem value="8">Item 8</asp:listitem>
  <asp:listitem value="9">Item 9</asp:listitem>
  <asp:listitem value="10">Item 10</asp:listitem>
</asp:DropDownList>
  <asp:DropDownList ID="DEDropDownList18" style="left: 245px; position:
absolute; top: 545px; visibility:hidden" runat="server" Width="225px"
OnSelectedIndexChanged="DEDropDownList18_SelectedIndexChanged" >
  <asp:listitem value="0">Select one</asp:listitem>
  <asp:listitem value="1">Item 1</asp:listitem>
  <asp:listitem value="2">Item 2</asp:listitem>
  <asp:listitem value="3">Item 3</asp:listitem>
  <asp:listitem value="4">Item 4</asp:listitem>
  <asp:listitem value="5">Item 5</asp:listitem>
  <asp:listitem value="6">Item 6</asp:listitem>
  <asp:listitem value="7">Item 7</asp:listitem>
  <asp:listitem value="8">Item 8</asp:listitem>
  <asp:listitem value="9">Item 9</asp:listitem>
  <asp:listitem value="10">Item 10</asp:listitem>
</asp:DropDownList>
  <asp:DropDownList ID="DEDropDownList19" style="left: 245px; position:
absolute; top: 575px; visibility:hidden" runat="server" Width="225px"
OnSelectedIndexChanged="DEDropDownList19_SelectedIndexChanged" >
  <asp:listitem value="0">Select one</asp:listitem>
  <asp:listitem value="1">Item 1</asp:listitem>
  <asp:listitem value="2">Item 2</asp:listitem>
  <asp:listitem value="3">Item 3</asp:listitem>
  <asp:listitem value="4">Item 4</asp:listitem>
  <asp:listitem value="5">Item 5</asp:listitem>
  <asp:listitem value="6">Item 6</asp:listitem>
  <asp:listitem value="7">Item 7</asp:listitem>
  <asp:listitem value="8">Item 8</asp:listitem>
  <asp:listitem value="9">Item 9</asp:listitem>
  <asp:listitem value="10">Item 10</asp:listitem>
</asp:DropDownList>
  <asp:DropDownList ID="DEDropDownList20" style="left: 245px; position:
absolute; top: 605px; visibility:hidden" runat="server" Width="225px"
OnSelectedIndexChanged="DEDropDownList20_SelectedIndexChanged" >
```

Code Block E - Default.aspx Modification, Addition of the DataEditor Dialog Box via the DIV tag

```

        <asp:listitem value="0">Select one</asp:listitem>
        <asp:listitem value="1">Item 1</asp:listitem>
        <asp:listitem value="2">Item 2</asp:listitem>
        <asp:listitem value="3">Item 3</asp:listitem>
        <asp:listitem value="4">Item 4</asp:listitem>
        <asp:listitem value="5">Item 5</asp:listitem>
        <asp:listitem value="6">Item 6</asp:listitem>
        <asp:listitem value="7">Item 7</asp:listitem>
        <asp:listitem value="8">Item 8</asp:listitem>
        <asp:listitem value="9">Item 9</asp:listitem>
        <asp:listitem value="10">Item 10</asp:listitem>
    </asp:DropDownList>
    <asp:DropDownList ID="DEDropDownList21" style="left: 245px; position:
absolute; top: 635px; visibility:hidden" runat="server" Width="225px"
OnSelectedIndexChanged="DEDropDownList21_SelectedIndexChanged" >
        <asp:listitem value="0">Select one</asp:listitem>
        <asp:listitem value="1">Item 1</asp:listitem>
        <asp:listitem value="2">Item 2</asp:listitem>
        <asp:listitem value="3">Item 3</asp:listitem>
        <asp:listitem value="4">Item 4</asp:listitem>
        <asp:listitem value="5">Item 5</asp:listitem>
        <asp:listitem value="6">Item 6</asp:listitem>
        <asp:listitem value="7">Item 7</asp:listitem>
        <asp:listitem value="8">Item 8</asp:listitem>
        <asp:listitem value="9">Item 9</asp:listitem>
        <asp:listitem value="10">Item 10</asp:listitem>
    </asp:DropDownList>
    <asp:DropDownList ID="DEDropDownList22" style="left: 245px; position:
absolute; top: 665px; visibility:hidden" runat="server" Width="225px"
OnSelectedIndexChanged="DEDropDownList22_SelectedIndexChanged" >
        <asp:listitem value="0">Select one</asp:listitem>
        <asp:listitem value="1">Item 1</asp:listitem>
        <asp:listitem value="2">Item 2</asp:listitem>
        <asp:listitem value="3">Item 3</asp:listitem>
        <asp:listitem value="4">Item 4</asp:listitem>
        <asp:listitem value="5">Item 5</asp:listitem>
        <asp:listitem value="6">Item 6</asp:listitem>
        <asp:listitem value="7">Item 7</asp:listitem>
        <asp:listitem value="8">Item 8</asp:listitem>
        <asp:listitem value="9">Item 9</asp:listitem>
        <asp:listitem value="10">Item 10</asp:listitem>
    </asp:DropDownList>
    <asp:DropDownList ID="DEDropDownList23" style="left: 245px; position:
absolute; top: 695px; visibility:hidden" runat="server" Width="225px"
OnSelectedIndexChanged="DEDropDownList23_SelectedIndexChanged" >
        <asp:listitem value="0">Select one</asp:listitem>
        <asp:listitem value="1">Item 1</asp:listitem>
        <asp:listitem value="2">Item 2</asp:listitem>
        <asp:listitem value="3">Item 3</asp:listitem>
        <asp:listitem value="4">Item 4</asp:listitem>
        <asp:listitem value="5">Item 5</asp:listitem>
        <asp:listitem value="6">Item 6</asp:listitem>
        <asp:listitem value="7">Item 7</asp:listitem>
        <asp:listitem value="8">Item 8</asp:listitem>
        <asp:listitem value="9">Item 9</asp:listitem>
        <asp:listitem value="10">Item 10</asp:listitem>
    </asp:DropDownList>
    <asp:DropDownList ID="DEDropDownList24" style="left: 245px; position:
absolute; top: 725px; visibility:hidden" runat="server" Width="225px"
OnSelectedIndexChanged="DEDropDownList24_SelectedIndexChanged" >
        <asp:listitem value="0">Select one</asp:listitem>
        <asp:listitem value="1">Item 1</asp:listitem>
        <asp:listitem value="2">Item 2</asp:listitem>
        <asp:listitem value="3">Item 3</asp:listitem>

```

Code Block E - Default.aspx Modification, Addition of the DataEditor Dialog Box via the DIV tag

```
        <asp:listitem value="4">Item 4</asp:listitem>
        <asp:listitem value="5">Item 5</asp:listitem>
        <asp:listitem value="6">Item 6</asp:listitem>
        <asp:listitem value="7">Item 7</asp:listitem>
        <asp:listitem value="8">Item 8</asp:listitem>
        <asp:listitem value="9">Item 9</asp:listitem>
        <asp:listitem value="10">Item 10</asp:listitem>
    </asp:DropDownList>
    <asp:DropDownList ID="DEDropDownList25" style="left: 245px; position:
absolute; top: 755px; visibility:hidden" runat="server" Width="225px"
OnSelectedIndexChanged="DEDropDownList25_SelectedIndexChanged" >
    <asp:listitem value="0">Select one</asp:listitem>
    <asp:listitem value="1">Item 1</asp:listitem>
    <asp:listitem value="2">Item 2</asp:listitem>
    <asp:listitem value="3">Item 3</asp:listitem>
    <asp:listitem value="4">Item 4</asp:listitem>
    <asp:listitem value="5">Item 5</asp:listitem>
    <asp:listitem value="6">Item 6</asp:listitem>
    <asp:listitem value="7">Item 7</asp:listitem>
    <asp:listitem value="8">Item 8</asp:listitem>
    <asp:listitem value="9">Item 9</asp:listitem>
    <asp:listitem value="10">Item 10</asp:listitem>
</asp:DropDownList>
    <asp:DropDownList ID="DEDropDownList26" style="left: 245px; position:
absolute; top: 785px; visibility:hidden" runat="server" Width="225px"
OnSelectedIndexChanged="DEDropDownList26_SelectedIndexChanged" >
    <asp:listitem value="0">Select one</asp:listitem>
    <asp:listitem value="1">Item 1</asp:listitem>
    <asp:listitem value="2">Item 2</asp:listitem>
    <asp:listitem value="3">Item 3</asp:listitem>
    <asp:listitem value="4">Item 4</asp:listitem>
    <asp:listitem value="5">Item 5</asp:listitem>
    <asp:listitem value="6">Item 6</asp:listitem>
    <asp:listitem value="7">Item 7</asp:listitem>
    <asp:listitem value="8">Item 8</asp:listitem>
    <asp:listitem value="9">Item 9</asp:listitem>
    <asp:listitem value="10">Item 10</asp:listitem>
</asp:DropDownList>
    <asp:DropDownList ID="DEDropDownList27" style="left: 245px; position:
absolute; top: 815px; visibility:hidden" runat="server" Width="225px"
OnSelectedIndexChanged="DEDropDownList27_SelectedIndexChanged" >
    <asp:listitem value="0">Select one</asp:listitem>
    <asp:listitem value="1">Item 1</asp:listitem>
    <asp:listitem value="2">Item 2</asp:listitem>
    <asp:listitem value="3">Item 3</asp:listitem>
    <asp:listitem value="4">Item 4</asp:listitem>
    <asp:listitem value="5">Item 5</asp:listitem>
    <asp:listitem value="6">Item 6</asp:listitem>
    <asp:listitem value="7">Item 7</asp:listitem>
    <asp:listitem value="8">Item 8</asp:listitem>
    <asp:listitem value="9">Item 9</asp:listitem>
    <asp:listitem value="10">Item 10</asp:listitem>
</asp:DropDownList>
    <asp:DropDownList ID="DEDropDownList28" style="left: 245px; position:
absolute; top: 845px; visibility:hidden" runat="server" Width="225px"
OnSelectedIndexChanged="DEDropDownList28_SelectedIndexChanged" >
    <asp:listitem value="0">Select one</asp:listitem>
    <asp:listitem value="1">Item 1</asp:listitem>
    <asp:listitem value="2">Item 2</asp:listitem>
    <asp:listitem value="3">Item 3</asp:listitem>
    <asp:listitem value="4">Item 4</asp:listitem>
    <asp:listitem value="5">Item 5</asp:listitem>
    <asp:listitem value="6">Item 6</asp:listitem>
    <asp:listitem value="7">Item 7</asp:listitem>
```

Code Block E - Default.aspx Modification, Addition of the DataEditor Dialog Box via the DIV tag

```

        <asp:listitem value="8">Item 8</asp:listitem>
        <asp:listitem value="9">Item 9</asp:listitem>
        <asp:listitem value="10">Item 10</asp:listitem>
    </asp:DropDownList>
    <asp:DropDownList ID="DEDropDownList29" style="left: 245px; position:
absolute; top: 875px; visibility:hidden" runat="server" Width="225px"
OnSelectedIndexChanged="DEDropDownList29_SelectedIndexChanged" >
        <asp:listitem value="0">Select one</asp:listitem>
        <asp:listitem value="1">Item 1</asp:listitem>
        <asp:listitem value="2">Item 2</asp:listitem>
        <asp:listitem value="3">Item 3</asp:listitem>
        <asp:listitem value="4">Item 4</asp:listitem>
        <asp:listitem value="5">Item 5</asp:listitem>
        <asp:listitem value="6">Item 6</asp:listitem>
        <asp:listitem value="7">Item 7</asp:listitem>
        <asp:listitem value="8">Item 8</asp:listitem>
        <asp:listitem value="9">Item 9</asp:listitem>
        <asp:listitem value="10">Item 10</asp:listitem>
    </asp:DropDownList>
    <asp:DropDownList ID="DEDropDownList30" style="left: 245px; position:
absolute; top: 905px; visibility:hidden" runat="server" Width="225px"
OnSelectedIndexChanged="DEDropDownList30_SelectedIndexChanged" >
        <asp:listitem value="0">Select one</asp:listitem>
        <asp:listitem value="1">Item 1</asp:listitem>
        <asp:listitem value="2">Item 2</asp:listitem>
        <asp:listitem value="3">Item 3</asp:listitem>
        <asp:listitem value="4">Item 4</asp:listitem>
        <asp:listitem value="5">Item 5</asp:listitem>
        <asp:listitem value="6">Item 6</asp:listitem>
        <asp:listitem value="7">Item 7</asp:listitem>
        <asp:listitem value="8">Item 8</asp:listitem>
        <asp:listitem value="9">Item 9</asp:listitem>
        <asp:listitem value="10">Item 10</asp:listitem>
    </asp:DropDownList>
</ContentTemplate>
<Triggers>
    <asp:AsyncPostBackTrigger ControlID="DETextBox01"
EventName="TextChanged" />
    <asp:AsyncPostBackTrigger ControlID="DETextBox02"
EventName="TextChanged" />
    <asp:AsyncPostBackTrigger ControlID="DETextBox03"
EventName="TextChanged" />
    <asp:AsyncPostBackTrigger ControlID="DETextBox04"
EventName="TextChanged" />
    <asp:AsyncPostBackTrigger ControlID="DETextBox05"
EventName="TextChanged" />
    <asp:AsyncPostBackTrigger ControlID="DETextBox06"
EventName="TextChanged" />
    <asp:AsyncPostBackTrigger ControlID="DETextBox07"
EventName="TextChanged" />
    <asp:AsyncPostBackTrigger ControlID="DETextBox08"
EventName="TextChanged" />
    <asp:AsyncPostBackTrigger ControlID="DETextBox09"
EventName="TextChanged" />
    <asp:AsyncPostBackTrigger ControlID="DETextBox10"
EventName="TextChanged" />
    <asp:AsyncPostBackTrigger ControlID="DETextBox11"
EventName="TextChanged" />
    <asp:AsyncPostBackTrigger ControlID="DETextBox12"
EventName="TextChanged" />
    <asp:AsyncPostBackTrigger ControlID="DETextBox13"
EventName="TextChanged" />
    <asp:AsyncPostBackTrigger ControlID="DETextBox14"
EventName="TextChanged" />

```

Code Block E - Default.aspx Modification, Addition of the DataEditor Dialog Box via the DIV tag

```
        <asp:AsyncPostBackTrigger ControlID="DETextBox15"
EventName="TextChanged" />
        <asp:AsyncPostBackTrigger ControlID="DETextBox16"
EventName="TextChanged" />
        <asp:AsyncPostBackTrigger ControlID="DETextBox17"
EventName="TextChanged" />
        <asp:AsyncPostBackTrigger ControlID="DETextBox18"
EventName="TextChanged" />
        <asp:AsyncPostBackTrigger ControlID="DETextBox19"
EventName="TextChanged" />
        <asp:AsyncPostBackTrigger ControlID="DETextBox20"
EventName="TextChanged" />
        <asp:AsyncPostBackTrigger ControlID="DETextBox21"
EventName="TextChanged" />
        <asp:AsyncPostBackTrigger ControlID="DETextBox22"
EventName="TextChanged" />
        <asp:AsyncPostBackTrigger ControlID="DETextBox23"
EventName="TextChanged" />
        <asp:AsyncPostBackTrigger ControlID="DETextBox24"
EventName="TextChanged" />
        <asp:AsyncPostBackTrigger ControlID="DETextBox25"
EventName="TextChanged" />
        <asp:AsyncPostBackTrigger ControlID="DETextBox26"
EventName="TextChanged" />
        <asp:AsyncPostBackTrigger ControlID="DETextBox27"
EventName="TextChanged" />
        <asp:AsyncPostBackTrigger ControlID="DETextBox28"
EventName="TextChanged" />
        <asp:AsyncPostBackTrigger ControlID="DETextBox29"
EventName="TextChanged" />
        <asp:AsyncPostBackTrigger ControlID="DETextBox30"
EventName="TextChanged" />
        <asp:AsyncPostBackTrigger ControlID="DEDropDownList01"
EventName="SelectedIndexChanged" />
        <asp:AsyncPostBackTrigger ControlID="DEDropDownList02"
EventName="SelectedIndexChanged" />
        <asp:AsyncPostBackTrigger ControlID="DEDropDownList03"
EventName="SelectedIndexChanged" />
        <asp:AsyncPostBackTrigger ControlID="DEDropDownList04"
EventName="SelectedIndexChanged" />
        <asp:AsyncPostBackTrigger ControlID="DEDropDownList05"
EventName="SelectedIndexChanged" />
        <asp:AsyncPostBackTrigger ControlID="DEDropDownList06"
EventName="SelectedIndexChanged" />
        <asp:AsyncPostBackTrigger ControlID="DEDropDownList07"
EventName="SelectedIndexChanged" />
        <asp:AsyncPostBackTrigger ControlID="DEDropDownList08"
EventName="SelectedIndexChanged" />
        <asp:AsyncPostBackTrigger ControlID="DEDropDownList09"
EventName="SelectedIndexChanged" />
        <asp:AsyncPostBackTrigger ControlID="DEDropDownList10"
EventName="SelectedIndexChanged" />
        <asp:AsyncPostBackTrigger ControlID="DEDropDownList11"
EventName="SelectedIndexChanged" />
        <asp:AsyncPostBackTrigger ControlID="DEDropDownList12"
EventName="SelectedIndexChanged" />
        <asp:AsyncPostBackTrigger ControlID="DEDropDownList13"
EventName="SelectedIndexChanged" />
        <asp:AsyncPostBackTrigger ControlID="DEDropDownList14"
EventName="SelectedIndexChanged" />
        <asp:AsyncPostBackTrigger ControlID="DEDropDownList15"
EventName="SelectedIndexChanged" />
        <asp:AsyncPostBackTrigger ControlID="DEDropDownList16"
EventName="SelectedIndexChanged" />
```

Code Block E - Default.aspx Modification, Addition of the DataEditor Dialog Box via the DIV tag

```

        <asp:AsyncPostBackTrigger ControlID="DEDropDownList17"
EventName="SelectedIndexChanged" />
        <asp:AsyncPostBackTrigger ControlID="DEDropDownList18"
EventName="SelectedIndexChanged" />
        <asp:AsyncPostBackTrigger ControlID="DEDropDownList19"
EventName="SelectedIndexChanged" />
        <asp:AsyncPostBackTrigger ControlID="DEDropDownList20"
EventName="SelectedIndexChanged" />
        <asp:AsyncPostBackTrigger ControlID="DEDropDownList21"
EventName="SelectedIndexChanged" />
        <asp:AsyncPostBackTrigger ControlID="DEDropDownList22"
EventName="SelectedIndexChanged" />
        <asp:AsyncPostBackTrigger ControlID="DEDropDownList23"
EventName="SelectedIndexChanged" />
        <asp:AsyncPostBackTrigger ControlID="DEDropDownList24"
EventName="SelectedIndexChanged" />
        <asp:AsyncPostBackTrigger ControlID="DEDropDownList25"
EventName="SelectedIndexChanged" />
        <asp:AsyncPostBackTrigger ControlID="DEDropDownList26"
EventName="SelectedIndexChanged" />
        <asp:AsyncPostBackTrigger ControlID="DEDropDownList27"
EventName="SelectedIndexChanged" />
        <asp:AsyncPostBackTrigger ControlID="DEDropDownList28"
EventName="SelectedIndexChanged" />
        <asp:AsyncPostBackTrigger ControlID="DEDropDownList29"
EventName="SelectedIndexChanged" />
        <asp:AsyncPostBackTrigger ControlID="DEDropDownList30"
EventName="SelectedIndexChanged" />
        <asp:AsyncPostBackTrigger ControlID="DEDropDownList01"
EventName="TextChanged" />
        <asp:AsyncPostBackTrigger ControlID="DEDropDownList02"
EventName="TextChanged" />
        <asp:AsyncPostBackTrigger ControlID="DEDropDownList03"
EventName="TextChanged" />
        <asp:AsyncPostBackTrigger ControlID="DEDropDownList04"
EventName="TextChanged" />
        <asp:AsyncPostBackTrigger ControlID="DEDropDownList05"
EventName="TextChanged" />
        <asp:AsyncPostBackTrigger ControlID="DEDropDownList06"
EventName="TextChanged" />
        <asp:AsyncPostBackTrigger ControlID="DEDropDownList07"
EventName="TextChanged" />
        <asp:AsyncPostBackTrigger ControlID="DEDropDownList08"
EventName="TextChanged" />
        <asp:AsyncPostBackTrigger ControlID="DEDropDownList09"
EventName="TextChanged" />
        <asp:AsyncPostBackTrigger ControlID="DEDropDownList10"
EventName="TextChanged" />
        <asp:AsyncPostBackTrigger ControlID="DEDropDownList11"
EventName="TextChanged" />
        <asp:AsyncPostBackTrigger ControlID="DEDropDownList12"
EventName="TextChanged" />
        <asp:AsyncPostBackTrigger ControlID="DEDropDownList13"
EventName="TextChanged" />
        <asp:AsyncPostBackTrigger ControlID="DEDropDownList14"
EventName="TextChanged" />
        <asp:AsyncPostBackTrigger ControlID="DEDropDownList15"
EventName="TextChanged" />
        <asp:AsyncPostBackTrigger ControlID="DEDropDownList16"
EventName="TextChanged" />
        <asp:AsyncPostBackTrigger ControlID="DEDropDownList17"
EventName="TextChanged" />
        <asp:AsyncPostBackTrigger ControlID="DEDropDownList18"
EventName="TextChanged" />

```

Code Block E - Default.aspx Modification, Addition of the DataEditor Dialog Box via the DIV tag

```

        <asp:AsyncPostBackTrigger ControlID="DEDropDownList19"
EventName="TextChanged" />
        <asp:AsyncPostBackTrigger ControlID="DEDropDownList20"
EventName="TextChanged" />
        <asp:AsyncPostBackTrigger ControlID="DEDropDownList21"
EventName="TextChanged" />
        <asp:AsyncPostBackTrigger ControlID="DEDropDownList22"
EventName="TextChanged" />
        <asp:AsyncPostBackTrigger ControlID="DEDropDownList23"
EventName="TextChanged" />
        <asp:AsyncPostBackTrigger ControlID="DEDropDownList24"
EventName="TextChanged" />
        <asp:AsyncPostBackTrigger ControlID="DEDropDownList25"
EventName="TextChanged" />
        <asp:AsyncPostBackTrigger ControlID="DEDropDownList26"
EventName="TextChanged" />
        <asp:AsyncPostBackTrigger ControlID="DEDropDownList27"
EventName="TextChanged" />
        <asp:AsyncPostBackTrigger ControlID="DEDropDownList28"
EventName="TextChanged" />
        <asp:AsyncPostBackTrigger ControlID="DEDropDownList29"
EventName="TextChanged" />
        <asp:AsyncPostBackTrigger ControlID="DEDropDownList30"
EventName="TextChanged" />
        <asp:AsyncPostBackTrigger ControlID="btnDEOK" EventName="Click" />
        <asp:AsyncPostBackTrigger ControlID="btnDECancel" EventName="Click" /
>

    </Triggers>
</asp:UpdatePanel>

<!-- Define the client-side Javascript code -->
<!--
<!-- Note, using the < and > characters will cause difficulty when trying -->
<!-- to load this file into ArcGIS Server Manager (for some reason it -->
<!-- does not like it when the < or > characters appear in a for loop or -->
<!-- an in an if statement) -->
<!-- -->
<!-- -->
<script type="text/javascript" language="javascript">

    function showDataEditor(title, message, xStr, yStr, wStr, hStr) {
        if (title == null) title = "Process Message";
        if (title.length == 0) title = "Process Message";
        if (message == null) title = "Unknown error has occurred.";
        if (message.length == 0) title = "Unknown error has occurred.";
        // Set the title bar caption for the dialog box
        document.getElementById('lblDataEditorTitle').innerHTML = title;
        // Position the dialog box
        document.getElementById('DataEditorDiv').style.left = xStr;
        document.getElementById('DataEditorDiv').style.top = yStr;
        document.getElementById('DataEditorDiv').style.width = wStr;
        document.getElementById('DataEditorDiv').style.height = hStr;
        // Make the dialog box visible
        document.getElementById('DataEditorDiv').style.visibility = 'vis-
ible';
    }

    function hideDataEditor() {
        //
        // Define the root name of the controls
        //
        var tbName = "DETextBox";
        var ddName = "DEDropDownList";
        var lbName = "DELabel";
        //
        // Declare the local variables

```

Code Block E - Default.aspx Modification, Addition of the DataEditor Dialog Box via the DIV tag

```
//
var j;
var thePrefix;
var theParam;
var aDataField;
var aDropDown;
var aLabel;
//
// Cycle thru all of the controls on the DIV making them invisible
// a maximum of 30 parameters can appear in the DataEditor dialog
// box
//
j = 0;
while (true) {
    j = j + 1;
    //
    // Define the prefix character (used to properly define the
    // control ID)
    //
    thePrefix = "";
    //
    // Add the prefix for controls 1 through 9
    //
    if (j == 1) thePrefix = "0";
    if (j == 2) thePrefix = "0";
    if (j == 3) thePrefix = "0";
    if (j == 4) thePrefix = "0";
    if (j == 5) thePrefix = "0";
    if (j == 6) thePrefix = "0";
    if (j == 7) thePrefix = "0";
    if (j == 8) thePrefix = "0";
    if (j == 9) thePrefix = "0";
    //
    // Convert the index value into a string
    //
    theParam = j.toString();
    //
    // Define the control IDs
    //
    aDataField = tbName + thePrefix + theParam;
    aDropDown = ddName + thePrefix + theParam;
    aLabel = lbName + thePrefix + theParam;
    //
    // Turn the controls off (make them invisible)
    //
    document.getElementById(aDataField).style.visibility = 'hidden';
    document.getElementById(aDropDown).style.visibility = 'hidden';
    document.getElementById(aLabel).style.visibility = 'hidden';
    //
    // Make sure we do not go into an infinite loop
    //
    if (j==30)
    {
        break;
    }
}
//
// Make the entire DIV invisible
//
document.getElementById('DataEditorDiv').style.visibility = 'hidden';
}
```

Code Block E - Default.aspx Modification, Addition of the DataEditor Dialog Box via the DIV tag



```
function popDEParam(fieldTypeL, parLabelL, defValueL, defArrayL) {
    //
    // Get an array for each of the parameters passed in
    // fieldTypeA : type of parameter (1: Data Field, 2: Drop-Down List)
    // parLabelA : parameter label
    // defValueA : default value for data field parameter
    // defArrayA : default choice list for drop-down list parameter
    //
    var fieldTypeA = fieldTypeL.split("\\");
    var parLabelA = parLabelL.split("\\");
    var defValueA = defValueL.split("\\");
    var defArrayA = defArrayL.split("\\");
    //
    // Define the root name of the controls
    //
    var tbName = "DETextBox";
    var ddName = "DEDropDownList";
    var lbName = "DELabel";
    //
    // Declare the local variables
    //
    var j;
    var fieldType;
    var parLabel;
    var defValue;
    var defArray;
    var thePrefix;
    var theParam;
    var aDataField;
    var aDropDown;
    var aLabel;
    var labelW;
    var vLeft;
    var vWidth;
    var txtFld;
    var theDropDown;
    var anArray;
    var ii;
    //
    // Cycle thru the parameters to appear in the dialog box
    // a maximum of 30 parameters can appear in the DataEditor dialog
    // box
    //
    j = 0;
    while (true) {
        j = j + 1;
        //
        // Extract the individual components for the parameter
        //
        fieldType = fieldTypeA[j-1];
        parLabel = parLabelA[j-1].toString();
        defValue = defValueA[j-1];
        defArray = defArrayA[j-1];
        //
        // Define the prefix character (used to properly define the
        // control ID)
        //
        thePrefix = "";
        //
        // Add the prefix for controls 1 through 9
        //
        if (j == 1) thePrefix = "0";
        if (j == 2) thePrefix = "0";
        if (j == 3) thePrefix = "0";
    }
}
```

Code Block E - Default.aspx Modification, Addition of the DataEditor Dialog Box via the DIV tag

```

if (j == 4) thePrefix = "0";
if (j == 5) thePrefix = "0";
if (j == 6) thePrefix = "0";
if (j == 7) thePrefix = "0";
if (j == 8) thePrefix = "0";
if (j == 9) thePrefix = "0";
//
// Convert the index value into a string
//
theParam = thePrefix + j.toString();
//
// Define the control IDs for the parameter being processed
//
aDataField = tbName + theParam;
aDropDown = ddName + theParam;
aLabel = lbName + theParam;
//
// Determine the width of the label
//
labelW = parLabel.length * 10;
//
// Determine the X position of the value control (default is
// 245)
//
vLeft = 5 + labelW + 10;
//
// Determine the Width of the value control (default is 225)
//
vWidth = 475 - vLeft;
//
// Check if we have a data field parameter
//
if (fieldType == '1') {
    txtFld = document.getElementById(aDataField);
    // Assign the default value to the data field
    txtFld.value = defValue;
    // Set the position and width of the data field
    txtFld.style.left = vLeft + "px";
    txtFld.style.width = vWidth + "px";
    // Make the data field control visible
    txtFld.style.visibility = 'visible';
    // Make the corresponding drop-down invisible
    theDropDown = document.getElementById(aDropDown);
    theDropDown.style.visibility = 'hidden';
}
//
// Check if we have a drop-down list parameter
//
if (fieldType == '2') {
    // Get an array of the choices to appear in the drop-down
    anArray = defArray.split("|");
    theDropDown = document.getElementById(aDropDown);
    // Clear the existing drop-down list
    theDropDown.options.length = 0;
    // Add the default choices to the drop-down list
    ii = 0;
    while (true) {
        ii = ii + 1;
        addOption(theDropDown, anArray[ii-1], ii-1);
        // Make sure we do not go into an infinite loop
        if (ii==anArray.length)
        {
            break;
        }
    }
}

```

Code Block E - Default.aspx Modification, Addition of the DataEditor Dialog Box via the DIV tag

```
        }
        // Set the position and width of the data field
        theDropDown.style.left = vLeft + "px";
        theDropDown.style.width = vWidth + "px";
        // Make the drop-down list control visible
        theDropDown.style.visibility = 'visible';
        // Make the corresponding data field invisible
        txtFld = document.getElementById(aDataField);
        txtFld.style.visibility = 'hidden';
    }
    //
    // Set the Label for the parameter and make the label visible
    //
    document.getElementById(aLabel).innerHTML = parLabel;
    document.getElementById(aLabel).style.width = labelW + "px";
    document.getElementById(aLabel).style.visibility = 'visible';
    //
    // Make sure we do not go into an infinite loop
    //
    if (j==fieldTypeA.length)
    {
        break;
    }
    }
}

function addOption(selectbox, text, value) {
    // Create an Option element
    var optn = document.createElement("OPTION");
    // Assign the text and value of the option
    optn.text = text;
    optn.value = value;
    // Add the option to drop-down list
    selectbox.options.add(optn);
}
</script>
</div>
<!-- This DIV is the DataEditor Dialog box -->
```

Code Block E - Default.aspx Modification, Addition of the DataEditor Dialog Box via the DIV tag

```

<!--                                     -->
<!-- This DIV is the Custom Message box -->
<!--                                     -->
<!-- The code overflow:auto results in vertical and horizontal -->
<!-- scroll bars appearing when the text exceeds the height or -->
<!-- width of the DIV -->
<!--                                     -->
<div id="processMessage" style="border-style: solid; border-bottom-width:1px;
border-right-width:1px; border-left-width:1px; border-top-width:1px; z-index:500;
position:absolute; background-color:White; border-color:Gray; width:450px;
height:120px; top:30%; left:30%; display:block; overflow:auto; visibility:hidden">
  <!-- -->
  <!-- This DIV is the Custom Message dialog's title bar -->
  <div style="position:absolute; color:White; font-family:Arial; font-
style:italic; background-color:Black; width:100%; height:18px; font-weight:bold;
font-size:small; top:0%; left:0%;" onmousedown="setMoving('processMessage')">
    <!-- This is the title bar's caption -->
    <asp:Label ID="lblProcessTitle" runat="server" style=" font-weight:bold;
font-family:Arial; font-size:small; text-align:left; color:White; position:absolute;
left:2px; top:0px; width: 376px;" Text="Process Message" />
    <!-- This is the title bar's dismiss button; X icon is controlled -->
    <!-- by the style tag -->
    <asp:Image ID="imgCloseMessage" ImageUrl="images/dismiss.png"
runat="server" AlternateText="Close dialog" onclick="hideProcessMessage();"
style="right: 0px; font-weight:bold; font-family:Arial; font-size:9pt;
position:absolute; top: 0px" />
  </div>

  <asp:Label ID="lblProcessMessage" runat="server" style=" font-style:normal;
font-weight:bold; font-family:Arial; font-size:10pt; text-align:left; color:Red;
position:absolute; left:11px; top:36px; width: 380px;" Text="Processing message" />

  <!-- Define the client-side Javascript code -->
  <script type="text/javascript" language="javascript">

    function showProcessMessage(title, message, lblColor) {
      if (title == null) title = "Process Message";
      if (title.length == 0) title = "Process Message";
      if (message == null) title = "Unknown error has occurred.";
      if (message.length == 0) title = "Unknown error has occurred.";
      if (lblColor == null) lblColor = "Red";
      if (lblColor.length == 0) lblColor = "Red";
      document.getElementById('lblProcessTitle').innerHTML = title;
      document.getElementById('lblProcessMessage').innerHTML = message;
      document.getElementById('lblProcessMessage').style.color = lblColor;
      document.getElementById('processMessage').style.visibility = 'vis-
ible';
    }

    function hideProcessMessage() {
      document.getElementById('processMessage').style.visibility = 'hid-
den';
    }
  </script>
</div>
<!-- This DIV is the Custom Message box -->

```

Code Block F - Reload Message Box via the DIV tag